

Financial Package upto COD (Block Year- 2009-2014)

Name of the Transmission Licensee: Power Grid Corporation of India Limited

Name of the Region: EASTERN REGION

Name of the Project: ERSS-II

Name of the Transmission Element or Communication Element: (2) Combined elements of 125 MVAR Bus Reactor at New Purnea and Shifting of 1 No. 63 MVAR Bus Reactor and Installation of 1nos new 125 MVAR Bus Reactor at Purnea

Date of commercial Operation: 01-Oct-2011

Rs. In Lakhs

Particulars	Financial Package as Approved		Financial Package as on COD		As Admitted by COD / 31.03.2014	
	Currency	Amount	Currency	Amount	Currency	Amount
Loans						
Loans-Domestic	INR	2696.3	INR	793.93		
Loans-Foreign			INR	0		
Total Loans	INR	2696.3	INR	793.93	INR	
Equity						
Foreign						
Domestic	INR	1155.56	INR	340.26		
Notional						
Total Equity	INR	1155.56	INR	340.26	INR	
Debt Equity Ratio				70:30:00		
Total Cost	INR	3851.86	INR	1134.19	INR	
	Debt	Equity	Total			
Add Cap for 2011-2012			18.02			
Add Cap for 2012-2013			0.88			
Add Cap for 2013-2014			80.48			
Add Cap for 2011-2012	Actual	Normative				
Debt		12.61				
Equity		5.41				
Total		18.02				
Total Capital cost with Addcap		1233.57				



Statement of Additional Capitalisation after COD

Name of the Petitioner: Power Grid Corporation of India Limited

Name of the Region: EASTERN REGION

Name of the Project: ERSS-II

Name of the Transmission Element or Communication system: (2) Combined elements of 125 MVAR Bus Reactor at New Purnea and Shifting of 1 No. 63 MVAR Bus Reactor and Installation of 1nos new 125 MVAR Bus Reactor at Purnea

Date of Commercial Operation: 01-Oct-2011

Sl. No.	Year	Work / Equipment proposed to be added after COD upto cut off date/beyond cut off date	Amount capitalised and proposed to be capitalised	Justification	Regulation under which covered	Admitted Cost
1	2011-2012	SUB STATION	18.02	Balance & Retention payment	9,1(i)	
	2011-2012	Total	18.02			
2	2012-2013	SUB STATION	0.88	Balance & Retention payment	9,1(i)	
	2012-2013	Total	0.88			
3	2013-2014	SUB STATION	80.48	Balance & Retention payment	9,1(i)	
	2013-2014	Total	80.48			

129.4
(Petitioner)



Financing of Additional Capitalisation

Name of the Petitioner: Power Grid Corporation of India Limited

Name of the Region: EASTERN REGION

Name of the Project: ERSS-II

Name of the Transmission Element or Communication System: (2) Combined elements of 125 MVAR Bus Reactor at New Purnea and Shifting of 1 No. 63 MVAR Bus Reactor and Installation of 1nos new 125 MVAR Bus Reactor at Purnea

Date of Commercial Operation: 01-Oct-2011

Financial Year	Actual					Admitted		Amount in Lakhs
	2009-10	2010-11	2011-12	2012-13	2013-14			
Amount Capitalised in Work/Equipm								
Financing Details								
Loan	0	0	12.61	0	0			
Total Loan	0	0	12.61	0	0			
Equity	0	0	5.41	0	0			
Total	0	0	18.02	0	0			

24.1.12
(Petitioner)



Calculation of Depreciation Rate

Name of the Transmission Licensee: Power Grid Corporation of India Limited

Name of the Region: EASTERN REGION

Name of the Project: ERSS-II

Name of the Transmission Element or Communication System: (2) Combined elements of 125 MVAR Bus Reactor at New Purnea and Shifting of 1 No. 63 MVAR Bus Reactor and Installation of 1 nos new 125 MVAR Bus Reactor at Purnea

Date of Commercial Operation: 01-Oct-2011

Sl. No.	Particulars	Gross block at the beginning of the year	Add Cap during the year	Gross block at the end of the year	Average Gross Block	Dep. Rate	Rs. in Lacs Amount
2011-2012							
1	FREEHOLD LAND	0	0	0	0	0	0
2	BUILDING	0	0	0	0	3.34	0
3	TR LINE	0	0	0	0	5.28	0
4	SUB STATION	1134.19	18.02	1152.21	1143.2	5.28	60.36
5	PLCC	0	0	0	0	6.33	0
6	LEASEHOLD LAND	0	0	0	0	3.34	0
	Total	1134.19	18.02	1152.21	1143.2		60.36
	Weighted Average Rate of Depreciation						5.28
	Lapsed life						1
2012-2013							
1	FREEHOLD LAND	0	0	0	0	0	0
2	BUILDING	0	0	0	0	3.34	0
3	TR LINE	0	0	0	0	5.28	0
4	SUB STATION	1152.21	0.88	1153.09	1152.65	5.28	60.86
5	PLCC	0	0	0	0	6.33	0
6	LEASEHOLD LAND	0	0	0	0	3.34	0
	Total	1152.21	0.88	1153.09	1152.65		60.86
	Weighted Average Rate of Depreciation						5.28
	Lapsed life						2
2013-2014							
1	FREEHOLD LAND	0	0	0	0	0	0
2	BUILDING	0	0	0	0	3.34	0
3	TR LINE	0	0	0	0	5.28	0
4	SUB STATION	1153.09	80.48	1233.57	1193.33	5.28	63.01
5	PLCC	0	0	0	0	6.33	0
6	LEASEHOLD LAND	0	0	0	0	3.34	0
	Total	1153.09	80.48	1233.57	1193.33		63.01
	Weighted Average Rate of Depreciation						5.28
	Lapsed life						3

The Calculation of Total Life of Asset

Sl. No.	Name of the Assets	Gross Block	Life As per CERC Norms	Weighted Life
	-1	-2	-3	(4)=Col.2 x Col.3
1	FREEHOLD LAND	0	0	0
2	BUILDING	0	25	0
3	TR LINE	0	35	0
4	SUB STATION	1134.19	25	28354.75
5	PLCC	0	25	0



6	LEASEHOLD LAND	0	25	0
	Total	1134.19		28354.75
	Total Life of Asset		28354.75/1134.19	25
				(Petitioner)



Statement of Depreciation

Name of the Transmission Licensee: Power Grid Corporation of India Limited

Name of the Region: EASTERN REGION

Name of the Project: ERSS-II

Name of the Transmission Element or Communication System: (2) Combined elements of 125 MVAR Bus Reactor at New Purnea and Shifting of 1 No. 63 MVAR Bus Reactor and Installation of 1nos new 125 MVAR Bus Reactor at Purnea

Date of Commercial Operation: 01-Oct-2011

Particulars	Revised 2008-09	2009-10	2010-11	2011-12	2012-13	Rs. in Lacs
						2013-14
Opening Capital Cost	0	0	0	1134.19	0	0
AddCap Cost	0	0	0	18.02	0	0
Closing Capital Cost	0	0	0	1152.21	0	0
Average Capital Cost	0	0	0	1143.2	0	0
Freehold Land (Av. Cost)	0	0	0	0	0	0
Rate of Depreciation	0	0	0	5.28	5.28	5.28
Depreciable Value	0	0	0	1028.88	0	0
Balance useful life of the asset (at the beginning of year)	0	0	0	25	0	0
Elapsed life of the asset (at the beginning of the year)	0	0	0	0	0	0
Remaining Depreciable Value	0	0	0	1028.88	0	0
Depreciation during the year	0	0	0	5.03	0	0
Depreciation upto previous year	0	0	0	0	0	0
Cumulative depreciation (incl. of AAD)	0	0	0	5.03	0	0

[Signature]
(Petitioner)



Calculation of Weighted Average Rate of Interest on Actual Loans

Name of the Transmission Licensee: Power Grid Corporation of India Limited


Name of the Region: EASTERN REGION

Name of the Project: ERSS-II

Name of the Transmission Element or Communication System: (2) Combined elements of 125 MVAR Bus Reactor at New Purnea and Shifting of 1 No. 63 MVAR Bus Reactor and Installation of 1nos new 125 MVAR Bus Reactor at Purnea


Date of Commercial Operation: 01-Oct-2011

Particulars	Revised 2008-09	2009-10	2010-11	2011-12	2012-13	Rs. in Lacs
						2013-14
BOND XXVIII-DOCO XXVIII-						
Gross Opening Loan	0	0	0	100	100	100
Cumulative Repayments of Loans upto Previous Year	0	0	0	0	0	0
Net Loans Opening	0	0	0	100	100	100
Add: Drawl(s) during the year	0	0	0	0	0	0
Less: Repayment(s) of Loan during the year	0	0	0	0	0	0
Net Closing Loan	0	0	0	100	100	100
Average Net Loan	0	0	0	100	100	100
Rate of Interest on Loan	0	0	0	9.33	9.33	9.33
Interest on Loan	0	0	0	9.33	9.33	9.33
BOND XXXI-DOCO XXXI-						
Gross Opening Loan	0	0	0	50	50	50
Cumulative Repayments of Loans upto Previous Year	0	0	0	0	0	0
Net Loans Opening	0	0	0	50	50	50
Add: Drawl(s) during the year	0	0	0	0	0	0
Less: Repayment(s) of Loan during the year	0	0	0	0	0	0
Net Closing Loan	0	0	0	50	50	50
Average Net Loan	0	0	0	50	50	50
Rate of Interest on Loan	0	0	0	8.9	8.9	8.9
Interest on Loan	0	0	0	4.45	4.45	4.45
BOND XXXIII-ADDCAP FOR 2011-2012 addcap loan-						
Gross Opening Loan	0	0	0	0	0.48	0.48
Cumulative Repayments of Loans upto Previous Year	0	0	0	0	0	0
Net Loans Opening	0	0	0	0	0.48	0.48
Add: Drawl(s) during the year	0	0	0	0.48	0	0
Less: Repayment(s) of Loan during the year	0	0	0	0	0	0
Net Closing Loan	0	0	0	0.48	0.48	0.48
Average Net Loan	0	0	0	0.24	0.48	0.48
Rate of Interest on Loan	0	0	0	8.64	8.64	8.64



Particulars	Rs. in Lacs					
	Revised 2008-09	2009-10	2010-11	2011-12	2012-13	2013-14
Interest on Loan	0	0	0	0.02	0.04	0.04
BOND XXXIII-DOCO XXXIII-						
Gross Opening Loan	0	0	0	100	100	100
Cumulative Repayments of Loans upto Previous Year	0	0	0	0	0	0
Net Loans Opening	0	0	0	100	100	100
Add: Drawl(s) during the year	0	0	0	0	0	0
Less: Repayment(s) of Loan during the year	0	0	0	0	0	0
Net Closing Loan	0	0	0	100	100	100
Average Net Loan	0	0	0	100	100	100
Rate of Interest on Loan	0	0	0	8.64	8.64	8.64
Interest on Loan	0	0	0	8.64	8.64	8.64
BOND-XXXIV-DOCO XXXIV-						
Gross Opening Loan	0	0	0	473.94	473.94	473.94
Cumulative Repayments of Loans upto Previous Year	0	0	0	0	0	0
Net Loans Opening	0	0	0	473.94	473.94	473.94
Add: Drawl(s) during the year	0	0	0	0	0	0
Less: Repayment(s) of Loan during the year	0	0	0	0	0	0
Net Closing Loan	0	0	0	473.94	473.94	473.94
Average Net Loan	0	0	0	473.94	473.94	473.94
Rate of Interest on Loan	0	0	0	8.84	8.84	8.84
Interest on Loan	0	0	0	41.9	41.9	41.9
BOND-XXXV-DOCO XXXV-						
Gross Opening Loan	0	0	0	69.97	69.97	69.97
Cumulative Repayments of Loans upto Previous Year	0	0	0	0	0	0
Net Loans Opening	0	0	0	69.97	69.97	69.97
Add: Drawl(s) during the year	0	0	0	0	0	0
Less: Repayment(s) of Loan during the year	0	0	0	0	0	0
Net Closing Loan	0	0	0	69.97	69.97	69.97
Average Net Loan	0	0	0	69.97	69.97	69.97
Rate of Interest on Loan	0	0	0	9.64	9.64	9.64
Interest on Loan	0	0	0	6.75	6.75	6.75
Summary						
Gross Opening Loan	0	0	0	793.91	794.39	794.39
Cumulative Repayments of Loans upto Previous Year	0	0	0	0	0	0
Net Loans Opening	0	0	0	793.91	794.39	794.39
Add: Drawl(s) during the year	0	0	0	0.48	0	0



Particulars	Rs. in Lacs					
	Revised 2008-09	2009-10	2010-11	2011-12	2012-13	2013-14
Less: Repayment(s) of Loan during the year	0	0	0	0	0	0
Net Closing Loan	0	0	0	794.39	794.39	794.39
Average Net Loan	0	0	0	794.15	794.39	794.39
Rate of Interest on Loan	0	0	0	8.95	8.95	8.95
Interest on Loan	0	0	0	71.08	71.1	71.1
 (Petitioner)						



Calculation of Interest on Normative Loan

Name of the Transmission Licensee: Power Grid Corporation of India Limited

Name of the Region: EASTERN REGION

Name of the Project: ERSS-II

Name of the Transmission Element or Communication System: (2) Combined elements of 125 MVAR Bus Reactor at New Purnea and Shifting of 1 No. 63 MVAR Bus Reactor and Installation of 1nos new 125 MVAR Bus Reactor at Purnea

Date of Commercial Operation: 01-Oct-2011

Particulars	Revised 2008-09	2009-10	2010-11	2011-12	2012-13	Rs. in Lacs
						2013-14
Gross Normative Loan Opening	0	0	0	793.93	0	0
Cumulative Repayments of Normative Loans upto Previous Year	0	0	0	2.1	0	0
Net Normative Loans Opening	0	0	0	791.83	0	0
Increase/Decrease due to ACE during the year	0	0	0	12.61	0	0
Less: Repayment(s) of Normative Loan during the year	0	0	0	5.03	0	0
Net Closing Normative Loan	0	0	0	799.41	0	0
Average Net Normative Loan	0	0	0	795.62	0	0
Rate of Interest on Loan	0	0	0	8.95	0	0
Interest on Normative Loan	0	0	0	71.21	0	0
Pro rata Interest on Normative Loan	0	0	0	5.93	0	0



Calculation of Interest on Working Capital

Name of the Transmission Licensee: Power Grid Corporation of India Limited

Name of the Region: EASTERN REGION

Name of the Project: ERSS-II

Name of the Transmission Element: (2) Combined elements of 125 MVAR Bus Reactor at New Purnea and Shifting of 1 No. 63 MVAR Bus Reactor and Installation of 1nos new 125 MVAR Bus Reactor at Purnea

Date of Commercial Operation: 01-Oct-2011

Particulars	Rs. in Lacs					
	Revised 2008-09	2009-10	2010-11	2011-12	2012-13	2013-14
Op. and Maintenance	0	0	0	4.88	0	0
Maintenance Spares	0	0	0	8.78	0	0
Receivables	0	0	0	43.89	0	0
Total working capital	0	0	0	57.55	0	0
Rate of Interest	0	0	0	11.75	0	0
Interest on working capital	0	0	0	6.76	0	0
Pro rata Interest on working capital	0	0	0	0.56	0	0

_____ (Petitioner)



(Combined I & II & III & IV)

Tariff forms 2011-14

Summary Sheet										Form
Name of the Transmission Licensee: Power Grid Corporation of India Limited										
Name of the Region: EASTERN REGION										
Name of the Project: ERSS-II										
Name of the Transmission Element or Communication System: (3) Combined elements of 125 MVAR B R at New Purnea , Shifting of 1 No. 63 MVAR B R, install of 1 nos new 125 MVAR B R at Purnea and Durgapur Maithon 400 KV D/C line										
Date of Commercial operation : 01-Nov-2011										
Particulars	Revised 2008-09	2009-10	2010-11	2011-12	2012-13	2013-14	Rs. in Lacs			
Depreciation-(Form No. 11)	0.00	0.00	0.00	33.37	0.00	0.00	0.00	0.00	0.00	
Interest on Loan-(Form No. 13A)	0.00	0.00	0.00	39.58	0.00	0.00	0.00	0.00	0.00	
Return on Equity-(Form No. 1A)	0.00	0.00	0.00	36.73	0.00	0.00	0.00	0.00	0.00	
Int. on Working Capital-(Form No. 13B)	0.00	0.00	0.00	3.13	0.00	0.00	0.00	0.00	0.00	
Op. and Maintenance-(Form No. 2)	0.00	0.00	0.00	19.52	0.00	0.00	0.00	0.00	0.00	
Total		0.00	0.00	132.33	0.00	0.00	0.00	0.00	0.00	
										(Petitioner)



Calculation of Return on Equity

Name of the Transmission Licensee: Power Grid Corporation of India Limited

Name of the Region: EASTERN REGION


Name of the Project: ERSS-II

Name of the Transmission Element or Communication System: (3) Combined elements of 125 MVAR B R at New Purnea , Shifting of 1 No. 63 MVAR B R, Install of 1 nos new 125 MVAR B R at Purnea and Durgapur Maithon 400 KV D/C line

Date of Commercial operation: 01-Nov-2011

Rs. in
Lacs

Particulars	Revised 2008-09	2009-10	2010-11	2011-12	2012-13	2013-14
Opening Equity	0	0	0	558.58	0	0
Notional Equity on Add Cap	0	0	0	20.29	0	0
Total Equity	0	0	0	578.87	0	0
Average Equity	0	0	0	568.73	0	0
Rate of Return on Equity (%)	0	0	0	19.377	0	0
Return on Equity	0	0	0	110.2	0	0
Pro rata Return on Equity	0	0	0	36.73	0	0
Calculation of Grossed up Rate of ROE						
Rate of ROE	0	0	0	15.5	0	0
Time Line Incentive	0	0	0	0	0	0
Effective Rate of ROE	0	0	0	15.5	0	0
MAT Rate	0	0	0	20.01	0	0
Grossed up Rate of ROE	0	0	0	19.377	0	0



(Petitioner)



Details of Transmission Lines and Substations, Communication System

Name of the Petitioner: Power Grid Corporation of India Limited

Name of the Region: EASTERN REGION

Name of the Project: ERSS-II

Name of the Transmission element or Communication system: (3) Combined elements of 125 MVAR B R at New Purnea , Shifting of 1 No. 63 MVAR B R, Install of 1 nos new 125 MVAR B R at Purnea and Durgapur Maithon 400 KV D/C line

Date of Commercial Operation: 01-Nov-2011

Substations:

Sl. No.	Name of Sub-station	Type of Substation	Voltage level KV	No. of Transformers / Reacotrs/ SVC etc.	No. of Bays			Date of Commercial operation	Covered in the present petition	
					765 KV	400 KV	220 KV		132 KV & below	Yes/No
1	NEW PURNEA-Bus Reactor II Bay at New Purnea		400		1					
	Total				1				Y	

Communication

System:

Sl. No.	Name of Communication System	Type of Communication System	Technical Particulars	Number / length	Date of Commercial operation	Covered in the present petition	
						Yes/No	If No, petition No.



DR. V. S. (Petitioner)

Financial Package upto COD (Block Year- 2009-2014)

Name of the Transmission Licensee: Power Grid Corporation of India Limited

Name of the Region: EASTERN REGION

Name of the Project: ERSS-II

Name of the Transmission Element or Communication Element: (3) Combined elements of 125 MVAR B R at New Purnea , Shifting of 1 No. 63 MVAR B R, Install of 1 nos new 125 MVAR B R at Purnea and Durgapur Maithon 400 KV D/C line

Date of commercial Operation: 01-Nov-2011

Rs. In Lakhs

Particulars	Financial Package as Approved		Financial Package as on COD		As Admitted by COD / 31.03.2014	
	Currency	Amount	Currency	Amount	Currency	Amount
Loans						
Loans-Domestic	INR	3949.16	INR	1303.36		
Loans-Foreign			INR	0		
Total Loans	INR	3949.16	INR	1303.36	INR	
Equity						
Foreign						
Domestic	INR	1692.5	INR	558.58		
Notional						
Total Equity	INR	1692.5	INR	558.58	INR	
Debt Equity Ratio				70:30:00		
Total Cost	INR	5641.66	INR	1861.94	INR	
	Debt	Equity	Total			
Add Cap for 2011-2012			67.64			
Add Cap for 2012-2013			46.44			
Add Cap for 2013-2014			180.6			
Add Cap for 2011-2012	Actual	Normative				
Debt		47.35				
Equity		20.29				
Total		67.64				
Add Cap for 2012-2013	Actual	Normative				
Debt		32.508				
Equity		13.932				
Total		46.44				
Add Cap for 2013-2014	Actual	Normative				
Debt		47.348				
Equity		20.292				
Total		67.64				
Total Capital cost with Addcap		2156.62				



Statement of Additional Capitalisation after COD

Name of the Petitioner: Power Grid Corporation of India Limited

Name of the Region: EASTERN REGION

Name of the Project: ERSS-II

Name of the Transmission Element or Communication system: (3) Combined elements of 125 MVAR B R at New Purnea , Shifting of 1 No. 63 MVAR B R, Install of 1 nos new 125 MVAR B R at Purnea and Durgapur Maithon 400 KV D/C line

Date of Commercial Operation: 01-Nov-2011

Sl. No.	Year	Work / Equipment proposed to be added after COD upto cut off date/beyond cut off date	Amount capitalised and proposed to be capitalised	Justification	Regulation under which covered	Admitted Cost
1	2011-2012	SUB STATION	67.64	balance & retention payment	9,1(i)	
	2011-2012	Total	67.64			
2	2012-2013	SUB STATION	46.44	balance & retention payment	9,1(i)	
	2012-2013	Total	46.44			
3	2013-2014	SUB STATION	180.6	balance & retention payment	9,1(i)	
	2013-2014	Total	180.6			

(Signature)
(Petitioner)



Financing of Additional Capitalisation

Name of the Petitioner: Power Grid Corporation of India Limited

Name of the Region: EASTERN REGION

Name of the Project: ERSS-II

Name of the Transmission Element or Communication System: (3) Combined elements of 125 MVAR B R at New Purnea , Shifting of 1 No. 63 MVAR B R, Install of 1 nos new 125 MVAR B R at Purnea and Durgapur Maithon 400 KV D/C line

Date of Commercial Operation: 01-Nov-2011

Financial Year	Actual				Admitted				Amount in Lakhs
	2009-10	2010-11	2011-12	2012-13	2013-14				
Amount Capitalised in Work/Equipment									
Financing Details									
Loan	0	0	47.35	0	0				
Total Loan	0	0	47.35	0	0				
Equity	0	0	20.29	0	0				
Total	0	0	67.64	0	0				

15.11.2012
(Petitioner)



Calculation of Depreciation Rate

Name of the Transmission Licensee: Power Grid Corporation of India Limited

Name of the Region: EASTERN REGION

Name of the Project: ERSS-II

Name of the Transmission Element or Communication System: (3) Combined elements of 125 MVAR B R at New Purnea , Shifting of 1 No. 63 MVAR B R, Install of 1 nos new 125 MVAR B R at Purnea and Durgapur Maithon 400 KV D/C line

Date of Commercial Operation: 01-Nov-2011

Sl. No.	Particulars	Gross block at the beginning of the year	Add Cap during the year	Gross block at the end of the year	Average Gross Block	Dep. Rate	Rs. in Lacs Amount
2011-2012							
1	FREEHOLD LAND	0	0	0	0	0	0
2	BUILDING	0	0	0	0	3.34	0
3	TR LINE	0	0	0	0	5.28	0
4	SUB STATION	1861.94	67.64	1929.58	1895.76	5.28	100.1
5	PLCC	0	0	0	0	6.33	0
6	LEASEHOLD LAND	0	0	0	0	3.34	0
	Total	1861.94	67.64	1929.58	1895.76		100.1
	Weighted Average Rate of Depreciation						5.28
	Lapsed life						1
2012-2013							
1	FREEHOLD LAND	0	0	0	0	0	0
2	BUILDING	0	0	0	0	3.34	0
3	TR LINE	0	0	0	0	5.28	0
4	SUB STATION	2621.35	46.44	2667.79	2644.57	5.28	139.63
5	PLCC	0	0	0	0	6.33	0
6	LEASEHOLD LAND	0	0	0	0	3.34	0
	Total	2621.35	46.44	2667.79	2644.57		139.63
	Weighted Average Rate of Depreciation						5.28
	Lapsed life						2
2013-2014							
1	FREEHOLD LAND	0	0	0	0	0	0
2	BUILDING	0	0	0	0	3.34	0
3	TR LINE	0	0	0	0	5.28	0
4	SUB STATION	2667.79	180.6	2848.39	2758.09	5.28	145.63
5	PLCC	0	0	0	0	6.33	0
6	LEASEHOLD LAND	0	0	0	0	3.34	0
	Total	2667.79	180.6	2848.39	2758.09		145.63
	Weighted Average Rate of Depreciation						5.28
	Lapsed life						3

The Calculation of Total Life of Asset

Sl. No.	Name of the Assets	Gross Block	Life As per CERC Norms	Weighted Life
	-1	-2	-3	(4)=Col.2 x Col.3
1	FREEHOLD LAND	0	0	0
2	BUILDING	0	25	0
3	TR LINE	0	35	0
4	SUB STATION	1861.94	25	46548.5
5	PLCC	0	25	0



6	LEASEHOLD LAND	0	25	0
	Total	1861.94		46548.5
	Total Life of Asset		46548.5/1861.94	25
				बस. वर
				(Petitioner)



Statement of Depreciation

Name of the Transmission Licensee: Power Grid Corporation of India Limited

Name of the Region: EASTERN REGION

Name of the Project: ERSS-II

Name of the Transmission Element or Communication System: (3)Combined elements of 125 MVAR B R at New Purnea , Shifting of 1 No. 63 MVAR B R, Install of 1 nos new 125 MVAR B R at Purnea and Durgapur Maithon 400 KV D/C line

Date of Commercial Operation: 01-Nov-2011

Particulars	Revised 2008-09	2009-10	2010-11	2011-12	2012-13	Rs. in Lacs
						2013-14
Opening Capital Cost	0	0	0	1861.94	0	0
AddCap Cost	0	0	0	67.64	0	0
Closing Capital Cost	0	0	0	1929.58	0	0
Average Capital Cost	0	0	0	1895.76	0	0
Freehold Land (Av. Cost)	0	0	0	0	0	0
Rate of Depreciation	0	0	0	5.28	5.28	5.28
Depreciable Value	0	0	0	1706.18	0	0
Balance useful life of the asset (at the beginning of year)	0	0	0	25	0	0
Elapsed life of the asset (at the beginning of the year)	0	0	0	0	0	0
Remaining Depreciable Value	0	0	0	1706.18	0	0
Depreciation during the year	0	0	0	33.37	0	0
Depreciation upto previous year	0	0	0	0	0	0
Cumulative depreciation (incl. of AAD)	0	0	0	33.37	0	0

(Petitioner)



Calculation of Weighted Average Rate of Interest on Actual Loans

Name of the Transmission Licensee: Power Grid Corporation of India Limited

Name of the Region: EASTERN REGION

Name of the Project: ERSS-II

Name of the Transmission Element or Communication System: (3) Combined elements of 125 MVAR B R at New Purnea , Shifting of 1 No. 63 MVAR B R, Install of 1 nos new 125 MVAR B R at Purnea and Durgapur Maithon 400 KV D/C line

Date of Commercial Operation: 01-Nov-2011

Particulars	Revised 2008-09	2009-10	2010-11	2011-12	2012-13	Rs. in Lacs
						2013-14
BOND XXVIII-DOCO XXVIII-						
Gross Opening Loan	0	0	0	450	450	450
Cumulative Repayments of Loans upto Previous Year	0	0	0	0	0	0
Net Loans Opening	0	0	0	450	450	450
Add: Drawl(s) during the year	0	0	0	0	0	0
Less: Repayment(s) of Loan during the year	0	0	0	0	0	0
Net Closing Loan	0	0	0	450	450	450
Average Net Loan	0	0	0	450	450	450
Rate of Interest on Loan	0	0	0	9.33	9.33	9.33
Interest on Loan	0	0	0	41.99	41.99	41.99
BOND XXIX-DOCO XXIX-						
Gross Opening Loan	0	0	0	100	100	100
Cumulative Repayments of Loans upto Previous Year	0	0	0	0	0	0
Net Loans Opening	0	0	0	100	100	100
Add: Drawl(s) during the year	0	0	0	0	0	0
Less: Repayment(s) of Loan during the year	0	0	0	0	0	0
Net Closing Loan	0	0	0	100	100	100
Average Net Loan	0	0	0	100	100	100
Rate of Interest on Loan	0	0	0	9.2	9.2	9.2
Interest on Loan	0	0	0	9.2	9.2	9.2
BOND XXXI-BOND XXXI DOCO-						
Gross Opening Loan	0	0	0	50	50	50
Cumulative Repayments of Loans upto Previous Year	0	0	0	0	0	0
Net Loans Opening	0	0	0	50	50	50
Add: Drawl(s) during the year	0	0	0	0	0	0
Less: Repayment(s) of Loan during the year	0	0	0	0	0	0
Net Closing Loan	0	0	0	50	50	50
Average Net Loan	0	0	0	50	50	50



						Rs. in Lacs
Particulars	Revised 2008-09	2009-10	2010-11	2011-12	2012-13	2013-14
Rate of Interest on Loan	0	0	0	8.9	8.9	8.9
Interest on Loan	0	0	0	4.45	4.45	4.45
BOND XXXIII-ADDCAP FOR 2011-2012 add cap loan-						
Gross Opening Loan	0	0	0	0	6.87	6.87
Cumulative Repayments of Loans upto Previous Year	0	0	0	0	0	0
Net Loans Opening	0	0	0	0	6.87	6.87
Add: Drawl(s) during the year	0	0	0	6.87	0	0
Less: Repayment(s) of Loan during the year	0	0	0	0	0	0
Net Closing Loan	0	0	0	6.87	6.87	6.87
Average Net Loan	0	0	0	3.44	6.87	6.87
Rate of Interest on Loan	0	0	0	8.64	8.64	8.64
Interest on Loan	0	0	0	0.3	0.59	0.59
BOND XXXIII-doco loan-						
Gross Opening Loan	0	0	0	104.93	104.93	104.93
Cumulative Repayments of Loans upto Previous Year	0	0	0	0	0	0
Net Loans Opening	0	0	0	104.93	104.93	104.93
Add: Drawl(s) during the year	0	0	0	0	0	0
Less: Repayment(s) of Loan during the year	0	0	0	0	0	0
Net Closing Loan	0	0	0	104.93	104.93	104.93
Average Net Loan	0	0	0	104.93	104.93	104.93
Rate of Interest on Loan	0	0	0	8.64	8.64	8.64
Interest on Loan	0	0	0	9.07	9.07	9.07
BOND-XXXIV-ADDCAP FOR 2011-2012 add cap loan-						
Gross Opening Loan	0	0	0	0	5.16	5.16
Cumulative Repayments of Loans upto Previous Year	0	0	0	0	0	0
Net Loans Opening	0	0	0	0	5.16	5.16
Add: Drawl(s) during the year	0	0	0	5.16	0	0
Less: Repayment(s) of Loan during the year	0	0	0	0	0	0
Net Closing Loan	0	0	0	5.16	5.16	5.16
Average Net Loan	0	0	0	2.58	5.16	5.16
Rate of Interest on Loan	0	0	0	8.84	8.84	8.84
Interest on Loan	0	0	0	0.23	0.46	0.46
BOND-XXXIV-DOCO XXXIV-						
Gross Opening Loan	0	0	0	505.44	505.44	505.44

						Rs. in Lacs
Particulars	Revised 2008-09	2009-10	2010-11	2011-12	2012-13	2013-14
Cumulative Repayments of Loans upto Previous Year	0	0	0	0	0	0
Net Loans Opening	0	0	0	505.44	505.44	505.44
Add: Drawl(s) during the year	0	0	0	0	0	0
Less: Repayment(s) of Loan during the year	0	0	0	0	0	0
Net Closing Loan	0	0	0	505.44	505.44	505.44
Average Net Loan	0	0	0	505.44	505.44	505.44
Rate of Interest on Loan	0	0	0	8.84	8.84	8.84
Interest on Loan	0	0	0	44.68	44.68	44.68
BOND-XXXV-DOCO XXXV-						
Gross Opening Loan	0	0	0	92.97	92.97	92.97
Cumulative Repayments of Loans upto Previous Year	0	0	0	0	0	0
Net Loans Opening	0	0	0	92.97	92.97	92.97
Add: Drawl(s) during the year	0	0	0	0	0	0
Less: Repayment(s) of Loan during the year	0	0	0	0	0	0
Net Closing Loan	0	0	0	92.97	92.97	92.97
Average Net Loan	0	0	0	92.97	92.97	92.97
Rate of Interest on Loan	0	0	0	9.64	9.64	9.64
Interest on Loan	0	0	0	8.96	8.96	8.96
Summary						
Gross Opening Loan	0	0	0	1303.34	1315.37	1315.37
Cumulative Repayments of Loans upto Previous Year	0	0	0	0	0	0
Net Loans Opening	0	0	0	1303.34	1315.37	1315.37
Add: Drawl(s) during the year	0	0	0	12.03	0	0
Less: Repayment(s) of Loan during the year	0	0	0	0	0	0
Net Closing Loan	0	0	0	1315.37	1315.37	1315.37
Average Net Loan	0	0	0	1309.36	1315.37	1315.37
Rate of Interest on Loan	0	0	0	9.08	9.08	9.08
Interest on Loan	0	0	0	118.87	119.39	119.39
						प्र. ५
						(Petitioner)



Calculation of Interest on Normative Loan

Name of the Transmission Licensee: Power Grid Corporation of India Limited

Name of the Region: EASTERN REGION

Name of the Project: ERSS-II

Name of the Transmission Element or Communication System: (3) Combined elements of 125 MVAR B R at New Purnea , Shifting of 1 No. 63 MVAR B R, Install of 1 nos new 125 MVAR B R at Purnea and Durgapur Maithon 400 KV D/C line

Date of Commercial Operation: 01-Nov-2011

Particulars	Revised 2008-09	2009-10	2010-11	2011-12	2012-13	Rs. in Lacs
						2013-14
Gross Normative Loan Opening	0	0	0	1303.36	0	0
Cumulative Repayments of Normative Loans upto Previous Year	0	0	0	2.38	0	0
Net Normative Loans Opening	0	0	0	1300.98	0	0
Increate/Decrease due to ACE during the year	0	0	0	47.35	0	0
Less: Repayment(s) of Normative Loan during the year	0	0	0	33.37	0	0
Net Closing Normative Loan	0	0	0	1314.96	0	0
Average Net Normative Loan	0	0	0	1307.97	0	0
Rate of Interest on Loan	0	0	0	9.08	0	0
Interest on Normative Loan	0	0	0	118.74	0	0
Pro rata Interest on Normative Loan	0	0	0	39.58	0	0



Calculation of Interest on Working Capital

Name of the Transmission Licensee: Power Grid Corporation of India Limited

Name of the Region: EASTERN REGION

Name of the Project: ERSS-II

Name of the Transmission Element: (3) Combined elements of 125 MVAR B R at New Purnea , Shifting of 1 No. 63 MVAR B R, Install of 1 nos new 125 MVAR B R at Purnea and Durgapur Maithon 400 KV D/C line

Date of Commercial Operation: 01-Nov-2011

Particulars	Revised 2008-09	2009-10	2010-11	2011-12	2012-13	RS. III
						2013-14
Op. and Maintenance	0	0	0	4.88	0	0
Maintenance Spares	0	0	0	8.78	0	0
Receivables	0	0	0	66.16	0	0
Total working capital	0	0	0	79.82	0	0
Rate of Interest	0	0	0	11.75	0	0
Interest on working capital	0	0	0	9.38	0	0
Pro rata Interest on working capital	0	0	0	3.13	0	0

[Signature]
(Petitioner)



						Form I
Summary Sheet						ERSS FORMS FOR 2009-14
Name of the Transmission Licensee: Power Grid Corporation of India Limited						
Name of the Region: EASTERN REGION						
Name of the Project: ERSS-II						
Name of the Transmission Element or Communication System: (4) Combined elements of 125 MVAR B R at New Purnea , Shifting of 1 No. 63 MVAR B R, Install of 1 nos new 125 MVAR B R at Purnea , Durgapur Maithon 400 KV D/C line and Install of 1 nos new 125 MVAR B R at Siliguri shifting of 3nos 63 MVAR B R						
Date of Commercial operation : 01-Mar-2012						
						Rs. in Lacs
Particulars	Revised 2008-09	2009-10	2010-11	2011-12	2012-13	2013-14
Depreciation-(Form No. 11)	0	0	0	62.17	0	0
Interest on Loan-(Form No. 13A)	0	0	0	74.93	0	0
Return on Equity-(Form No. IA)	0	0	0	68.45	0	0
Int. on Working Capital-(Form No. 13B)	0	0	0	5.47	0	0
Op. and Maintenance-(Form No. 2)	0	0	0	28.52	0	0
Total		0	0	239.54	0	0
						(Petitioner)

