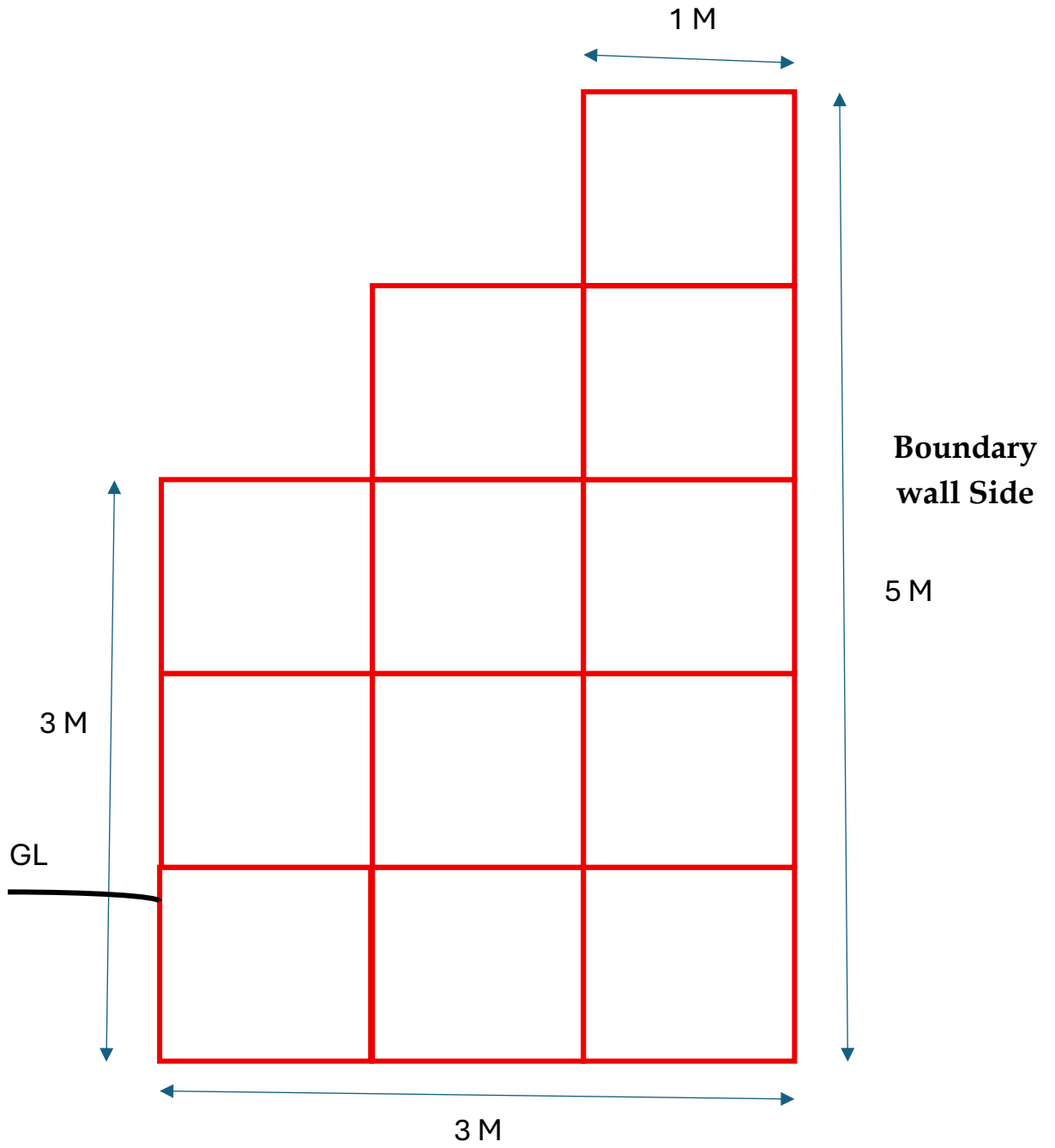
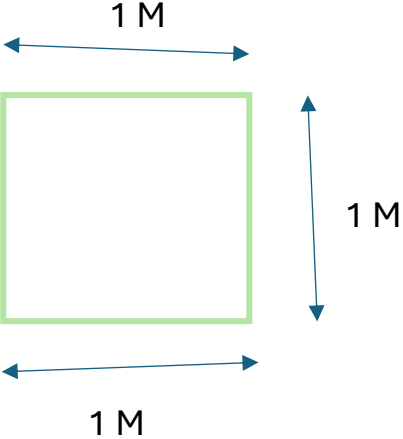


# Sketch Drawing of Gabion Protection wall Section A-A

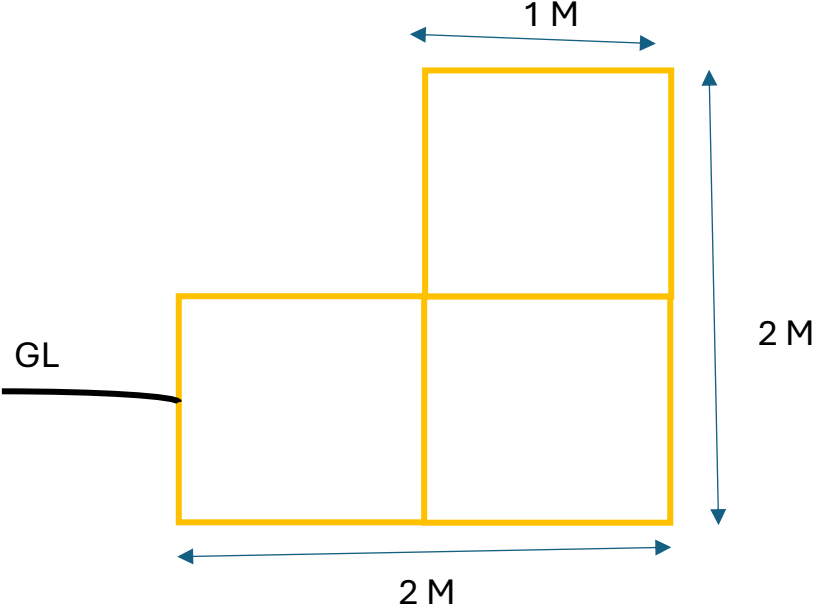


**Sketch Drawing of Gabion Protection wall Section B-B**



**Boundary  
wall Side**

**Sketch Drawing of Gabion Protection wall Section C-C**



**Boundary  
wall Side**



Untitled Map

Write a description for your map.

Legend

400/220 kv Power Grid substation, panchkula

- Existing Gabion wall
- New Gabion wall Section A-A
- New Gabion wall Section B-B
- New Gabion wall Section C-C

100 m

New additional Gabion wall Section B-B, L=75m

New Gabion wall Section A-A, L=45m

New Gabion wall Section C-C, L=200m

New Gabion wall Section A-A, L=35m

New Gabion wall Section C-C, L=220m

Existing Gabion wall

400/220 kv Power Grid substation, panchkula

Google Earth

Image © 2025 Airbus