

**BY REGD A/D ONLY**



पावर ग्रिड कॉरपोरेशन ऑफ इंडिया लिमिटेड  
(भारत सरकार का उद्यम)  
**POWER GRID CORPORATION OF INDIA LIMITED**  
(A Government of India Enterprise)



डोंगटिय, लोवर नोंग्राह, लापालांग, शिलांग – 7793006 (मेघालय)

दूरभाष: (0364) 2536562, फैक्स: 2536387

**Dongtiah, Lower Nongrah, Lapalang, Shillong – 7793006 (Meghalaya)**

**Telephone: (0364) 2536444, Fax: 2536387**


उत्तर पूर्वी क्षेत्र पारिषद प्रणाली / NORTH EASTERN REGION TRANSMISSION SYSTEM

संदर्भ संख्या / Ref No: NESH/PESM/1117/१५

दिनांक / Date: 21.08.2014

To,

Baharul Islam Laskar  
Secretary, Hailakandi Development Council (NGO),  
Vill: Chiporsangan PT-II, PO: Chiporsangan  
P.S. Algapur, Dist: Hailakandi  
Assam-788801



Sub: Your application dated 09.06.2014, seeking information under RTI Act, 2005

Dear Sir,

This has reference to your above RTI application dated 09.06.2014 submitted to CPIO, POWERGRID, Corporate Center, Gurgaon. The information sought vide your letter has been received from our concern site and is point wise furnished as below.

1. The detailed route map of 400KV D/C Silchar – Purba Kancharbari transmission line is a large piece of document in the form of roll and you may kindly inspect the same at our Badarpur office. The address of our Badarpur office is given below:  
POWER GRID CORPORATION OF INDIA LIMITED  
132KV Substation, Badarpur Ghat, Badarpur-788803  
Hailakandi(Assam)
2. The above transmission line is being constructed as part of the project named “Transmission System Associated with Palatana GBPP and Bongaigaon TPS”. The approved estimated cost of the entire project is INR 2144 Crores. Approximate cost of the line as per the price break-up in the original estimate is INR 217.77 Crores.
3. The amount released till date against the construction of the 400 kV D/C Silchar-Purba Kancharbari Line is about INR 198 Crores.
4. No land has been acquired for construction of 400 kV D/C Silchar-Purba Kancharbari Line. POWERGRID is not required to acquire land for the construction of transmission lines as per the Indian Telegraph Act 1885 and Indian Electricity Act 2003.
5. No persons have lost their lands due to construction of the 400 kV D/C Silchar-Purba Kancharbari Line.

Contd. P-2

शु. वस



6. The detailed list of persons who have received cheques for compensation against the construction of 400 kV D/C Silchar-Purba Kanchanbari Transmission line is a voluminous document (in excess of thousand pages). You may kindly inspect the lists pertaining to Assam portion of the line (including Hailkandi, Cachar & Karimganj) at our Badarpur Office and if required, obtain copy of the same from our Badarpur office. The address of our Badarpur office has already been given above.
7. Similar to the above, list of LOC Notices (for Assam portion of the line as above) also constitute thousand of sheets, which may kindly be inspected at our Badarpur Office, and if required copies of the same may be obtained from our Badarpur Office.
8. No land has been acquired for construction of 400 kV D/C Silchar-Purba Kanchanbari Line. However, compensation against surface damage during construction of the transmission lines is paid as per assessment of the District Authorities/Revenue Authorities.
9. Land was not acquired for construction of Silchar-Purba Kanchanbari Line.
10. Actual compensation is assessed by the District Authorities/Revenue Authorities. For determining financial implications against the same beforehand, POWERGRID prepares estimates against such compensation based on the rates provided by various Government Offices. Documents containing the rates considered as basis for preparing estimates for compensation are enclosed herewith (in 6 sheets).

Hope the above satisfies your requisite.

The address of the appellate authority is also mentioned hereunder for your information:


Sh. R.K. Singh, ED (NERTS)  
POWERGRID, Dongtiah, Lower Nongrah,  
Lapalang, Shillong, 793006 (Meghalaya)

Kindly acknowledge the receipt of this letter.

Thanking you,


Your's Faithfully

Encl: As above

  
21.08.14  
DGM (PESM) & CPIO  
POWERGRID, Shillong

**Copy to (NIO):**

- 1) ED, NERTS
- 2) Dy. CVO,CC
- 3) GM (CP) & CPIO
- 4) DGM (Vig.), Shillong

  
Sh. Babu  
3.9.14  
29/14

GOVT. OF ASSAM  
DEPARTMENT OF AGRICULTURE  
OFFICE OF THE DISTRICT AGRICULTURAL OFFICER, HALDIGHATI, JALPAIGURI  
ASSAM

TABLE - I: HEDDLE OF CROPS, FRUITS BEARING TREES AND SEEDLING  
A - For perennial - compensation amount considered as yield for seven years of coconut  
and arecanut and for rest crops for 5 year

Sl. No.	Name of crop	Yield (Yr) Pl. amt	Value of produce Yr Plant	Compensation amount	Compensation amount per seedling poly (P)
1	Arecanut	400 Nuts	Rs. 400/- or Rs. 1.00 per Nut	Rs. 2000/-	Rs. 5/-
2	Coconut	100 Nuts	Rs. 2000/- or Rs. 20/- per nut	Rs. 18200/-	Rs. 75/-
3	Lin. li	5000 Fruits	Rs. 5000/- or Rs. 0.60 per Nut	Rs. 15000/-	Rs. 2/-
4	Guava	100 kg	Rs. 1500/- or Rs. 15.00 per kg	Rs. 7500/-	Rs. 2/-
5	Sapota	100 kg	Rs. 3500/- or Rs. 35.00 per kg	Rs. 17500/-	Rs. 5/-
6	Apple fruit	100 Fruits	Rs. 3000/- or Rs. 30.00 per fruit	Rs. 15000/-	Rs. 2/-
7	Mango	100 kg	Rs. 3000/- or Rs. 30.00 per kg	Rs. 15000/-	Rs. 2/-
8	Guava	100 kg	Rs. 2500/- or Rs. 25.00 per kg	Rs. 12500/-	Rs. 4/-
9	Apple	100 kg	Rs. 3000/- or Rs. 30.00 per kg	Rs. 15000/-	Rs. 2/-
10	Orange	600 Fruits	Rs. 6000/- or Rs. 10.00 per fruit	Rs. 30000/-	Rs. 1.50/-
11	Apple	200 nos	Rs. 400/- or Rs. 2.00 per fruit	Rs. 2000/-	Rs. 1.50/-
12	Apple tree	2400 nos. Its	Rs. 300/- or Rs. 15 per 100 nos	Rs. 1800/-	Rs. 400/-


B - For BIENNIAL CROPS Compensation amount considered as yield of three years

Sl. No.	Name of crop	Yield Yr Plant	Value of produce Yr Plant	Compensation amount	Compensation amount per seedling poly (P)
1	Banana	1 bunch	Rs. 150/- or Rs. 150 per bunch	Rs. 450/-	Rs. 15/-
2	Pine apple	1 no	Rs. 10/- or Rs. 10	Rs. 30/-	Rs. 1.50/-
3	Papaya	50 kg	Rs. 750/- or Rs. 15/- per kg	Rs. 2250/-	Rs. 4/-

C - FOR OTHER CROPS

Sl. No.	Name of crop	Yield Yr Plant	Value of produce Yr Plant	Compensation amount	Compensation amount per seedling poly (P)
1	Wheat	0.44 qt Bigha	Rs. 400.00 per qtl	Rs. 5750/-	
2	Mustard	0.85 "	Rs. 5200.00 per qtl	Rs. 4420/-	
3	Pea	0.76 "	Rs. 5000.00 "	Rs. 3900/-	
4	Lentil	0.63 "	Rs. 6000.00 "	Rs. 3780/-	
5	Commander	7.5 "	Rs. 3000.00	Rs. 6000/-	
6	Potato	0.46 "	Rs. 1300.00	Rs. 12798/-	
7	Kanola seed	15.3 "	Rs. 1000.00	Rs. 15300/-	
8	Cabbage	06.0 "	Rs. 1000.00 "	Rs. 16000/-	
9	Radish	14.00 "	Rs. 1000	Rs. 14000/-	
10	Podagumari	12.00 "	Rs. 5000	Rs. 60000/-	
11	Bitter gourd	13.3 "	Rs. 3000	Rs. 47850/-	
12	Cucumber	14.6 "	Rs. 1500	Rs. 21900/-	
13	Carrot	6.0 "	Rs. 2500	Rs. 20000/-	
14	Cauliflower	7.8 "	Rs. 1500	Rs. 11250/-	
15	Tomato	1.0 "	Rs. 2000	Rs. 20000/-	
16	Brinjal	7.8 "	Rs. 3000	Rs. 23400/-	

4 278  
3. 304  
2. 915  
2. 825  
- 935  
9. 193  
7. 942  
11. 959  
10. 958  
44. 849  
35. 790  
16. 370  
14. 950  
8. 409  
23. 919  
3. 737

  
District Agricultural Officer  
Haldighati

GOVERNMENT OF ASSAM  
 FOREST DEPARTMENT  
 KUKICHERRA RANGE FOREST OFFICER  
 MANIPUR BAMBOO ESTABLISHMENT

Letter No. KR/ 72 /11


Dated, Kukicherra the 03.09.2011.

TO WHOM IT MAY CONCERN

This is to certify that the homegrown bamboos of following Species have the local market price as shown below :

Sl. No.	Name of bamboo	Local market Price per bamboo
1	Barua	Rs. 100/-
2	Betua	Rs. 70/-
3	Jai	Rs. 80/-

The above rates of bamboos are quoted purely on the basis of local market price that exists as on today.

  
 MANIPUR BAMBOO ESTABLISHMENT  
 RANGE FOREST OFFICER  
 KUKICHERRA RANGE  
 MANIPUR BAMBOO  
 ESTABLISHMENT



## RATES OF RUBBER PLANTS OF VARIOUS AGES

S. No.	Description	Unit	Rate
1	Nursary	Nos	10
2	Between 1 to 2 years	Nos	319
3	Between 2 to 3 years	Nos	576
4	Between 3 to 4 years	Nos	778
5	Between 4 to 5 years	Nos	957
6	Between 5 to 6 years	Nos	1027
7	Between 6 to 7 years	Nos	1120
8	Between 7 to 8 years	Nos	1291
9	Between 8 to 11 years	Nos	4000
10	Between 11 to 15 years	Nos	4200
11	Between 16 to 22 years	Nos	4000
12	Between 23 to 40 years	Nos	3000

एन.एस.के. सिंह  
 M.S.K. Singh  
 प्रमुख / Chief Manager  
 कृषि / Power  
 कुमाय, त्रिपुरा  
 Kumarghat, Tripura (N)

The affected villages  
 accepted the compensation  
 the rate and signed  
 in presence of me.

12/11  
 Revenue Inspector  
 Kumarghat Rev. Circle  
 Kailashahar, Tripura (N)

Deputy Collector & Magistrate  
 Kumarghat, North Tripura

**REVISED AVERAGE MARKET RATE OF DIFFERENT FRUITS, AND THEIR PLANTS OF HAIKARANDEI FOR THE 2013-14**

Sl. No.	Name of Crops	Average yield per tree per year	Price of each fruits in Rs.	Average Duration (years) of fruit bearing capacity	Remarks	Expected minimum total income per tree during active bearing stage
1	Betelnut	400-600	Rs. 1.00 each	Gives full fruit upto 15-20 Yrs Diminishes by 25% to 35% per year thereafter	Per tree gives production approx Rs. 400 to Rs. 600 per year	Rs. 60000/-
2	Cashewnut	100-150	Rs. 20/- each	Gives full production upto 25-30 yrs. There after diminish by 25% per year	Per tree gives production approx Rs. 2000/- to 3000/- per year	Rs. 40000/-
3	Guava	600-700	Rs. 2.00 each	Gives full production upto 15 to 20 yrs thereafter diminishes by 25% to 30%	Per tree gives production approx Rs. 1200/- to 1400/- per year	Rs. 18000/-
4	Mango	1000 (2000 in average)	Rs. 3.00	15-30 yrs give full production thereafter diminishes by 25% to 30% till 40 yrs	Per tree gives production approx Rs. 3000/- to 3600/- per year	Rs. 45000/-
5	Lemon	150-200	Rs. 1.00	6-8 years give full production thereafter diminishes by 25%	Per tree gives production Rs. 450/- to 600/- average	Rs. 2700/-
6	Jambura	100 to 150	Rs. 5.00	20 to 25 yrs thereafter production diminishes by 25% till 35 yrs	Per tree gives production in average Rs. 500/- to 750/-	Rs. 10000/-
7	Banana	1.00 each	Rs. 3.00 each	7 to 8 yrs with full yield	Rs. 600/00	Rs. 1800/-
8	Jackfruit	60 to 150	Rs. 15.00	20-40 yrs give full production there after diminishes by 25% upto 60 yrs	Each tree gives production of Rs. 700 to 1000 in average per yr	Rs. 30000/-
9	Orange	500 to 1000	Rs. 3.00	15-20 yrs. Gives full production there after diminishes by 25%	Each tree gives production Rs. 2500 to 3000 per year in average	Rs. 37500/-
10	Pitcho	8000 to 10000	Rs. 0.75	5-15 yrs. Gives full production there after diminishes by 25%	Each tree gives production Rs. 6000 to 7500/-	Rs. 100000/-
11	Betelnut seedlings		Rs. 10.00			
12	Cashew seedlings		Rs. 40.00			
13	Guava seedlings		Rs. 15.00			
14	Mango seedlings		Rs. 40.00			
15	Lemon seedlings		Rs. 20.00			
16	Orange seedlings		Rs. 20.00			
17	Banana seedlings		Rs. 40.00			
18	Jambura seedlings		Rs. 10.00			
19	Haikara seedlings		Rs. 25.00			
20	Belpat plants		Rs. 10.00			
21	Jam seedlings		Rs. 15.00			
22	Makka tree/plants		Rs. 10.00			
23	Lakshya plants		Rs. 15.00			

## AVERAGE MARKET RATE OF MANGO FRUITS OF HAMBANDUR FOR THE YEAR 2013/14

Sl No	Name of crops	Yield per tree per year in average	Price of each fruits in Rs. (Approx)	Duration (year) of fruit capacity	Remarks	Expected minimum total income per tree during active bearing stage
1	Halkora	30 to 40 Kg	Rs. 7.00	20 yrs to 30 yrs	Each tree gives production approx Rs. 2100/- to 2800/- per yrs	
2	Phum	40 to 40 Kg		15 to 20 yrs gives production the earlier diminished by 25% to 30% per yrs	Each tree gives production approx Rs. 800 to 1000/-	
3	Lehal	100 to 150 Kg	Rs. 40.00 Kg	30 to 45 yrs	Each tree gives production Rs. 4000/- to 6000/- per year	
4	Loklak	40 to 40 Kg	Rs. 60.00 Kg	20 to 30 yrs give full production the earlier diminished by 25% till 35 years	Each tree gives production Rs. 1800/- to 2400/-	
5	Beljan	60 to 150 Kg	Rs. 40.00 Kg	20 to 30 years give full production thereafter diminished by 25% till 35 years	Each tree gives prod Rs. 1600 to 6000/- per yrs	
6	Gan	50 to 70 Kg	Rs. 60.00 Kg	25 to 35 years give full production thereafter diminished by 25% until 40 years	Each tree gives prod Rs. 2500 to 3000/- per year	
7	Masakatal	40 to 150 Kg		30 to 45 years give full production		

