



**ELECTRICITY SERVICE COMMISSION**  
**Uttar Pradesh Power Corporation Limited**  
**(Uttar Pradesh State Government Undertaking)**

SLDC Complex (Near Mantri Awas), Vibhuti Khand Phase-II, Gomti Nagar, Lucknow, Uttar Pradesh 226010

**ADMIT CARD FOR COMPUTER BASED EXAM FOR THE POST OF ASSISTANT ACCOUNTANT**

**Adv No : 11/VSA/2022/AA**

Letter No. : 716/ESC

Dated : 08-06-2023


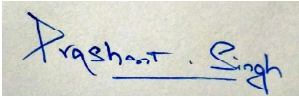


CANDIDATE NAME : PRASHANT SINGH




Computer Node No. (To be filled by the candidate in the examination center)

**DETAILS OF CANDIDATE**

DATE OF BIRTH	26-09-1995		Paste here recent passport size (45 mm X 30 mm) self-estimated colored photograph (similar to the photograph uploaded in online application) (Do not write or sign on face)
APPLICATION NO.	ESCAA2232278		
ROLL NO.	32221310147		
MOTHER'S NAME	SEEMA SINGH		
FATHER'S NAME	GYAN SINGH		
AADHAR CARD NUMBER	N.A		
CATEGORY	Unreserved		
SUBCATEGORY	N.A		
PH CATEGORY (Only for PH)	N.A		

**DETAILS OF EXAMINATION CENTER**

EXAM CENTER NAME & ADDRESS	iON Digital Zone Ganga Nagar Meerut IIMT University Campus, Gate No. -4, O Pocket ,Ganga Nagar, Mawana Road, Meerut, Uttar Pradesh, India - 250001	
EXAM CITY	Meerut	
DATE OF EXAMINATION	22/06/2023	 Authorized Signatory
TIME OF REPORTING AT EXAMINATION CENTER	1:00 PM	
TEST CENTER GATE CLOSURE TIME	2:00 PM	
TIME OF EXAMINATION	2:30 PM - 5:30 PM	

**Declaration**

I,..... Son/Daughter of..... hereby declare and solemnly affirm that I have fully understood all the details provided in the Advertisement and accordingly all the particulars stated in the application form submitted by me through online, are true to the best of my knowledge and belief. If at any stage it is found that the information furnished in the online application form is false/fake/misinterpreted/incorrect or myself does not satisfy the eligibility criteria for the post applied, my candidature may be cancelled, even after appearing in the Examination in addition to any other action as may be deemed fit. I will not claim any refund of fees or compensation or any sort of damages. I have also read all the instructions given below.

Date: .....

Place: .....

.....  
(Candidate Left Thumb Impression)

.....  
(Signature of the Candidate)

**Note: ADMIT CARD to be handed over to the Test Administrator/Invigilator in the examination hall. Please ensure reading the instructions provided and put your signature.**

## IMPORTANT INSTRUCTIONS

1. Please bring this Admit card in original with one recent passport size color photograph firmly pasted on it (similar to uploaded photograph) and self-attested. Candidate without photograph pasted on the Admit card will not be permitted to appear for the examination.  
**Note: For those candidates who have uploaded photograph in place of signature & Vice-Versa are not allowed in the Test Center for Examination.**
2. The candidate must carry downloaded copy of E-Admit Card on the day of examination to the allocated Test Centre on the Date and Time mentioned above. The printed E-Admit Card must be presented for verification along with at least one ORIGINAL (not photocopy or scanned copy) valid PHOTO IDENTIFICATION CARD, viz. Voter Identification Card, Driving License, PAN Card, Passport or Aadhaar Card. THE CANDIDATE SHOULD AFFIX/ PASTE (DO NOT STAPLE) RECENT COLOUR PHOTOGRAPH (AS UPLOADED IN ONLINE APPLICATION) AT SPACE PROVIDED AND SIGN ACROSS. **Candidates are advised to bring two recent color passport size photograph(s) and a photocopy of PHOTO IDENTIFICATION CARD in the test center.**  
No candidate will be allowed to enter at the Test Centre without valid E-Admit Card and Photo Identification Card as mentioned above.  
**In the case of post marriage or change in the name, the candidate must bring the original matriculation certificate along with original Identification Card. The identity of the candidate will be matched from the proofs to be provided by the candidates.**
3. Candidate should check the particulars i.e. Name, Date of birth, Category, Sub-category, Photograph, Signature etc mentioned in the E-Admit card carefully. For any queries kindly contact the Helpdesk -E Mail ID- [helpdesk1222aa@gmail.com](mailto:helpdesk1222aa@gmail.com), Tolleed No-022 - 61306208.
4. The E-Admit Card is required to be handed over to the test administrator/room invigilator in the examination hall. Candidate is advised to keep a photocopy of the admit card for their future reference.
5. No request for change in test date/session/center/venue will be considered under any circumstances.
6. The total duration of Test is 3 hours. Each question shall carry 01 mark, and wrong answer shall carry negative mark of 25% of that assigned value/mark. No marks will be provided to questions not attempted.
7. Nobody shall be allowed to go outside the classroom during the examination period.
8. Candidates are advised to locate the Test Centre and its accessibility at least a day before the test so that they can reach the test center on time for the test. ESC will not be responsible for late coming.
9. Candidates must report to their allotted Test Centre at least one and a half hour before the commencement of test i.e., Reporting Time mentioned in E-Admit Card so that identity verification/registration formalities can be done prior to allotment of computer nodes for appearing in test. The entry gates of Test Centre will be closed half an hour before commencement of test. **NO LATE COMING ENTRY WILL BE ALLOWED THEREAFTER.**
10. Once the Attendance, Registration and Capturing of Photograph and IRIS (RETINA) are done at Registration Desk by Test Administrators, the Candidate should not leave the Test Centre Hall/Room till completion of Computer Based Test. No candidate shall be allowed to leave the Test Centre before the scheduled time for conclusion of Computer Based Test.
11. The User ID and PASSWORD for the Computer Based Test will be provided to the Candidates 10 minutes before commencement of test at their respective computer terminal by test administrators/invigilators. The candidate will be required to enter Login ID and PASSWORD for appearing in Computer Based Test. Please ensure that candidate particulars appearing on the computer screen are correct after Login.
12. Admission to the test center is abided by the Rules of Uttar Pradesh Power Corporation Limited/ ESC.
13. Candidates appearing in the computer-based test should, in their own interest, check their eligibility for the post applied as per the recruitment advertisement and ensure that he/she fulfils all eligibility criteria in all respects as mentioned therein for the post before appearing in Computer Based Test to avoid disappointment at any later stage as his/her candidature is liable to be cancelled if found ineligible for the post at later stages of selection process pending scrutiny of eligibility and verification of testimonials, certificates and documents regarding eligibility.
14. Your candidature for the computer-based test is "PROVISIONAL" pending detailed scrutiny of eligibility as per the advertisement and recruitment rules of UPPCL. In case, it is found at any stage of recruitment/selection process that the candidate does not fulfil the eligibility criteria and information provided by the candidate is found to be false or is not in conformity with the eligibility criteria mentioned in advertisement including Fee, Age, Caste Category, Sub-Category, Educational Qualification, etc. the candidature of the applicant/candidate will be rejected at any stage of recruitment/selection process and even after appointment.
15. Frisking will be done at entry gates. Candidates are strictly advised not to bring any electronic devices, viz., mobile/cellular/smart phones, electronic gadgets, pen drives, hard disks, earphones or microphones, electronic watches with computing facilities, electronic or non-electronic communication devices, hand bags, purse, calculator, log tables, pagers, digital diaries, books, note books, etc. which are strictly prohibited in test centers. If any candidate found in possession of any of these devices/documents, his/her candidature is liable to be disqualified. Candidates are also advised not to bring any valuable costly items to the test centers as arrangement for safe keeping will not be provided and test center will not be responsible for safe custody, loss or theft.
16. Anyone found to be disclosing, publishing, reproducing, transmitting, storing or facilitating transmission and storage of test contents in any form or any information therein in whole or part thereof or by any means i.e., verbal or written, electronic or mechanical or taking away the papers supplied in the test center or found to be in unauthorized possession of test content will be considered as serious misconduct and will be debarred/disqualified from selection process. ESC will take disciplinary and legal action as per rules and such cases will be reported to police, if necessary.
17. Any query/objection related to any question and its response(s) by the candidates will be addressed only through "ONLINE OBJECTION LINK" which will be provided at UPPCL website. Thereafter, no representation in this regard will be entertained. Objection/complaint received through any other mode of communication/channel will not be entertained under any circumstances.
18. The candidates should regularly visit UPPCL website for latest updates through notification, instruction, circulars related to recruitment/selection process.
19. Please note down your Roll Number and Registration Number for future reference as this E-Admit Card will be collected from you for in the examination hall for record.
20. The admit card does not constitute an offer of employment.
21. Reservations: Candidates claiming reservation under reserve class category shall have to submit valid certificate issued by the "competent Authority" on prescribed formats of State Government of Uttar Pradesh at the time of document checking. Further, OBC candidates are required to submit caste certificate of current financial year certifying 'non-creamy layer' status applicable for service under Government of Uttar Pradesh, failing which they will not be given benefits under OBC category.
22. Candidates are advised to reach the examination venue at the reporting-time mentioned on the Admit card. Candidate will not be allowed to Enter Examination venue after Gate Closure time.
23. Admit card is to be handed over to the Test Administrator/Invigilator in the examination hall along with the self-attested photocopy of the photo identity proof (as mentioned above). Candidate should put his/her thumb impression and signature on the declaration provided on the admit Card in the presence of the Invigilator.

**ADDITIONAL INSTRUCTIONS FOR CANDIDATES DUE TO COVID-19**

1. Candidate must maintain social distancing starting from point of entry in the exam venue till his/her exit from the exam venue and follow the Signages/ Notice Board.
2. Candidate must bring their own Face Mask, Hand Gloves, personal hand sanitizer (50ml), transparent blue ball pen, PET water Bottle (transparent) and the exam related documents (Admit Card, Photo ID Card etc.). No other items will be permitted inside exam Lab/Hall.
3. Candidate will have to bring in a signed declaration to this effect (self-declaration is enclosed in ANNEXURE-I) and show the same to the Security Guard at the entry into the exam venue.
4. Temperature of candidates will be checked at the entry to the exam venue via a Thermo Gun.
5. Candidate's Roll Number and the Lab Number' will NOT be displayed outside the exam venue, but the same will be provided to the candidates individually at the time of entry to the exam venue after their Admit Card and ID verification.
6. Candidates need to follow directions given by Examination Centre representatives in order to observe social distancing at the entry point.
7. At registration desk, the candidate will be directed to sanitize his / her hands using sanitizer after which Photograph and IRIS (Retina) will be captured during the registration process.
8. Candidates will be under CCTV surveillances from entry to exit in the examination premises.

**ELECTRICITY SERVICE COMMISSION**

(Uttar Pradesh Power Corporation Ltd.)

S.L.D.C campus, near MantriAwas, Vibhuti Khand Phase-2, Gomti Nagar, Lucknow-226010

**SELF-DECLARATION (ANNEXURE-I)**

**Candidate Name** : \_\_\_\_\_

**Candidate Roll No.** : \_\_\_\_\_

**Date of Examination** : \_\_\_\_\_

**Test Center Name** : \_\_\_\_\_

**Test Center City** : \_\_\_\_\_


I, .....the undersigned, hereby certify to the best of my knowledge & belief that I have NOT tested Positive for corona virus or identified as potential carrier of COVID or having following symptoms:


Cough	<input type="checkbox"/>	Fever	<input type="checkbox"/>
Cold / Runny Nose	<input type="checkbox"/>	Breathing Problem	<input type="checkbox"/>


**(Signature of the candidate)**

## General Instructions:


1. Total duration of examination is "**Test time allotted**" minutes.
2. **Scientific calculator is provided for this exam, please click on the calculator icon to use it.**
3. The clock will be set at the server. The countdown timer in the top right corner of screen will display the remaining time available for you to complete the examination. When the timer reaches zero, the examination will end by itself. You will not be required to end or submit your examination.
4. The Question Palette displayed on the right side of screen will show the status of each question using one of the following symbols:



 You have not visited the question yet.

 You have not answered the question.

 You have answered the question.

 You have NOT answered the question, but have marked the question for review.

 The question(s) "Answered and Marked for Review" will be considered for evaluation.

5. The Marked for Review status for a question simply indicates that you would like to look at that question again.
6. You can click on the ">" arrow which appears to the left of question palette to collapse the question palette thereby maximizing the question window. To view the question palette again, you can click on "<" which appears on the right side of question window.
7. You can click on your "Profile" image on top right corner of your screen to change the language during the exam for entire question paper. On clicking of Profile image, you will get a drop-down to change the question content to the desired language.
8. You can click on  to navigate to the bottom and  to navigate to the top of the question area, without scrolling.

## Navigating to a Question :

9. To answer a question, do the following:
  - a. Click on the question number in the Question Palette at the right of your screen to go to that numbered question directly. Note that using this option does NOT save your answer to the current question.
  - b. Click on **Save & Next** to save your answer for the current question and then go to the next question.
  - c. Click on **Mark for Review & Next** to save your answer for the current question, mark it for review, and then go to the next question.

## Answering a Question :

10. Procedure for answering a multiple choice type question:
  - a. To select your answer, click on the button of one of the options.
  - b. To deselect your chosen answer, click on the button of the chosen option again or click on the **Clear Response** button.
  - c. To change your chosen answer, click on the button of another option
  - d. To save your answer, you MUST click on the **Save & Next** button.
  - e. To mark the question for review, click on the **Mark for Review & Next** button.
11. To change your answer to a question that has already been answered, first select that question for answering and then follow the procedure for answering that type of question.

## Navigating through sections:

12. Sections in this question paper are displayed on the top bar of the screen. Questions in a section can be viewed by clicking on the section name. The section you are currently viewing is highlighted.
13. After clicking the Save & Next button on the last question for a section, you will automatically be taken to the first question of the next section.
14. You can shuffle between sections and questions anytime during the examination as per your convenience only during the time stipulated.
15. Candidate can view the corresponding section summary as part of the legend that appears in every section above the question palette.

## Instruction for images:

16. To zoom the image provided in the question roll over it.