



Corporate Centre, "Saudamini", Plot No. 2, Sector – 29, Gurugram, Haryana – 122001
 E-mail- recruitment@powergrid.in

**Recruitment of Diploma Trainee (Electrical/Civil/Electronics)
 Against Advt. No.: CC/06/2023 dated 01.09.2023
 Computer Based Test on 5-12-2023**


Please take a colored printout of this admit card in PORTRAIT MODE

ADMIT CARD

For Written Test through CBT Mode for Diploma Trainee (Electrical/Civil/Electronics)

Post Name	Diploma Trainee -Electrical	Name of Region	NR-I Delhi		
Candidate Name	VINAY KUMAR				
Guardian Name	MATADEEN	Registration ID	53913		
Date of Test	5 th December 2023	Date of Birth	12-11-1999		
Roll Number	1123120140	PwBD Status	NO		
Category	OBC (NCL)	PwBD Category	N.A		
Mobile Number	6392320365	PwBD Sub-Category	N.A		
Nearest Railway Station to Test Centre	KABRAI	Ex-Servicemen Status	No		
Mailing Address : HOUSE NO-13 VILLAGE-BARBHAULI POST- KHANNA,MAHOBA,MAHOBA,UTTAR PRADESH,India,210504					
Test Venue Address : iON Digital Zone iDZ 2 Sector 62 C30/7A, SECTOR 62, , Noida, Uttar Pradesh, India - 201309					
Reporting Time	03:00 PM	Examination Time	04:30 PM-06:30 PM		
Registration Time	03:00 PM-04:00 PM	Gate Closure Time	04:00 PM		
Negative Marks for wrong answer	1/4 th	No. of Questions	170 (Part I - 120, Part II - 50)		
Qualifying Marks	For UR & EWS Vacancy	40%	Total No. of Sections in the Test (Multiple Choice Questions)	Part-I Technical Knowledge Test (TKT)	Part-II Supervisory Aptitude Test (SAT)
	For Reserved Vacancies	30%			

To be signed at the venue

Candidate's Signature		Invigilator's Signature	
With best wishes,			
Date:		Deputy General Manager, HR-Rectt	

IMPORTANT INSTRUCTIONS FOR CANDIDATES

PLEASE READ THE FOLLOWING IMPORTANT INSTRUCTIONS CAREFULLY

Things to be brought compulsorily for admission to test/examination centre

- | | |
|--|---|
| ✓ Printed coloured copy of e-Admit Card | ✓ Original Photo ID proof as mentioned below |
| ✓ 2 Passport size photographs (coloured) | ✓ Blue ball Pen for rough work & PET water bottle (transparent) |


1. This admit card is PROVISIONALLY issued to you based on the details submitted by you in the online application. Please note that this admit card does not confirm an offer of employment. Before reporting for Written Test, please ensure that you meet all the eligibility criteria for the post as mentioned in the said Advertisement. If you do not fulfill eligibility criteria set for the said post, you should not appear for the Test. PLEASE NOTE THAT NO CHANGE WILL BE ALLOWED IN THE TEST CENTRE/VENUE ALLOTTED TO YOU. You are advised to go through the instructions carefully. Mere appearance in the written test does not entitle you for consideration for further selection in POWERGRID.
2. The candidate's photograph and signature should be legibly printed and visible on the photo ID card and should match the name on E-Admit Card. The Photo ID card should not be damaged or smudged
3. The E-Admit Card is made available on the website <https://www.powergrid.in/> for downloading & printing by the candidates. This E-Admit Card is computer generated and shall not be sent by post.
4. **Candidates are required to reach their allotted exam centres on reporting time as mentioned in the E-Admit Card so that entry formalities can be done smoothly. The main gate of examination centre will be closed half an hour before the commencement of the examination time. No late coming is allowed.** Candidates are, therefore, advised to locate their test centre and its accessibility at least a day before the test so that they can reach the centre on time on the day of the test.
5. The admit card along with rough sheets used (if any) will have to be returned in original to the invigilators after the test. Failure to do so shall cancel your candidature. Rough Sheet(s) will be provided to candidate for rough work.
6. User ID and password for the Computer Based Test (CBT) will be provided to the candidate 10 minutes before commencement of the test/ exam at their respective seat. The Candidate will be required to enter Login ID and Password which will be provided at examination centre to appear for Computer Based Test. Please ensure that your name, photograph appearing on the computer screen are correct after login.
7. The candidate should check the particulars viz., Name, Date of Birth, Category, PwBD category, etc. mentioned in E-Admit Card carefully and also eligibility in all respects as per criteria mentioned in **Advertisement**.
8. Candidates will not be allowed to enter at the Test Centre without Admit Card and Photo Identification proof. Admission to the Test Center will only be on production of following:
 - This Admit Card (preferably Colour print out)
 - One photo identity proof (PAN card/ Passport/ Driving License/ Voter ID card/ Aadhaar Card/ Govt. Issued Identity card, etc.) in Original only for verification purpose. The candidate's photograph and signature should be legibly printed and visible on the photo ID card and should match the name on Admit Card.
 - POWERGRID Employees should also bring their original POWERGRID ID Card along with a photocopy of the same.
9. **Mobile Phones, Electronic Calculator, Watch, any kind of transmitter/receiver or any other such electronic devices, textbook, notes, scales, logarithmic tables, any type of metallic items, electronic gadget etc. inside the Examination Hall is STRICTLY PROHIBITED. Candidates have to make their own arrangement to keep these items out of the Examination Hall at their own risk. POWERGRID shall not be responsible for any loss of personal belongings.**
10. Any canvassing directly or indirectly will disqualify the candidate.
11. **Information/ Guidelines for SC/ST/PwBD Candidates:**
 - a. TA for SC/ST/PwBD Candidates will be limited to Sleeper class to and fro rail fare from the nearest railway station mentioned in online application form, provided the distance is at least 30 KMs and out of municipal limits. In case of journey by bus, reimbursement will be limited to Sleeper (2nd) class rail fare for equivalent distance or actual bus fare whichever is less.
 - b. SC/ST/PwBD Candidate should bring:
 - The duly filled in TA Claim form downloaded from our website. (All reimbursements will be done through online mode only within a reasonable period).
 - Original Caste/ PwBD certificate in the format prescribed by the Govt. of India with a self-attested copy of the same.
 - Original bus ticket and/or railway ticket for claiming traveling allowance.
 - c. No other expenses are reimbursable.
 - d. The PwBD candidates in the category of Blindness, Locomotor Disability (Both Arms affected - BA) and Cerebral Palsy are allowed Compensatory Time of 20 minutes per hour of the examination. In case of other PwBD/PwD categories, this facility is provided on production of a certificate to the effect that the person concerned has physical limitation to write from the Competent Authority as per the prescribed proforma. Candidates requiring scribe shall have to submit scribe declaration form (original) and a copy of photo ID card of scribe along with admit card to the invigilator.
12. At Test Venue, you must occupy the seat allotted against your roll no. Inter changing seats, creating disturbance in the hall, exchanging notes, consulting/talking to each other/copying of questions in any form etc. will result in summarily dismissal from the Examination Hall, non-evaluation of answer sheet and other disciplinary proceedings. Candidates must refrain from creating any obstruction during the conduct of examination. Such candidates shall also be liable to be debarred from future examinations of the POWERGRID and legal proceedings could be initiated against him/her.


13. **Before commencement of the test, candidates are required to register themselves at registration desk.**
14. **Once the attendance/Capturing of photograph at the Registration Desk is done, such candidate will not be allowed to leave the Exam Room/ Hall before end of the examination.** There will also be an exit verification (Capturing of photograph) after end of examination. The candidate should ensure that the details are captured properly during registration, as the same may be verified during the remaining stages of selection process.
15. Ensure that your signature & signature of Invigilator are put on the Admit card. Without this, the answers will be treated as invalid.
16. You shall be provided rough sheets during the test. You are allowed to bring ONLY BALL POINT PEN with you inside the exam hall.
17. The medium of the question paper is bilingual i.e., English and Hindi as per choice opted by the candidate.
18. Please check your details printed in your admit card. In case of discrepancy with the printed Category/Name/DOB, please report it to the POWERGRID Coordinator at your test venue.
19. Candidates should take their seats after finishing with the Registration Process System before commencement of Test.
20. **No admission into the venue is allowed after the Gate closure time as mentioned in the Admit card. No candidate shall be allowed to leave the examination hall before the completion of the Computer Based Test/Examination.**
21. Objection Management Link for this exam shall be made live on POWERGRID Career Page after exam. In case of any doubt regarding Question/ Multiple Choice options etc., candidate may raise objection by submitting their claim through the link only. No other means for submitting objection shall be entertained.


ONLINE EXAMINATION INSTRUCTIONS


1. Total duration of test/ examination is as mentioned in the E-Admit card.
2. The clock will be set at the server. The countdown timer in the top right corner of screen will display the remaining time available for you to complete the examination. When the timer reaches zero, the examination will end by itself. You will not be required to end or submit your examination.
3. The Question Palette displayed on the right side of screen will show the status of each question using one of the following symbols:

 1 You have not visited the question yet.

 2 You have not answered the question.

 3 You have answered the question.

 4 You have NOT answered the question, but have marked the question for review.

 5 The question(s) "Answered and Marked for Review" will **not** be considered for evaluation.

Navigating to a Question :

4. To answer a question, do the following:
 - a. Click on the question number in the Question Palette to go to that question directly.
 - b. Click on **Save & Next** to save your answer for the current question and then go to the next question.
 - c. Click on **Mark for Review & Next** to mark the current question for review, and then go to the next question.
 - d. **Caution:** Note that your answer for the current question will not be saved, if you navigate to another question directly (**without saving the answer**) by clicking on its question number.

Answering a Question :

5. Procedure for answering a multiple choice type question:
 - a. To select your answer, click on the button of one of the options.
 - b. To deselect your chosen answer, click on the button of the chosen option again or click on the **Clear Response** button.
 - c. To change your chosen answer, click on the button of another option
 - d. To save your answer, you **MUST** click on the **Save & Next** button.

To mark the question for review, click on the **Mark for Review & Next** button. **If an answer is selected for a question and which is Marked for Review, that answer will not be considered in the evaluation as there is negative marking.**