



पावर ग्रिड कॉर्पोरेशन ऑफ इंडिया लिमिटेड

(भारत सरकार का उद्यम)

POWER GRID CORPORATION OF INDIA LIMITED

(A Government of India Enterprise)



Eastern Region Transmission System-II E-ADMIT CARD

Name of the Candidate	BISWAJIT SHAW		
Father's/ Husband's Name	HAREKRUSHNA SHAW		
Candidate's Roll No.	1311140077	D.O.B	01-06-1992
Category	UR	Sub-Category	-
Post Applied For	Junior Technician Trainee - Electrical		
Application Ref. No.	PG203274		
Address of the Candidate: AT-JUDHISTHIRPUR,PO-SARAGAN,VIA-SUNHAT,PS-SADAR,Balasore(Baleswar),Odisha - 756002			
Name & Address of Examination Centre: iON Digital Zone iDZ 2 Patia Koustuv Technical Campus, KISD CEB Plot No 2 Sector B, Near Chandrasekharpur Police Station Patia, Bhubaneswar, Odisha, India - 751024			
Reporting Time:	Gate Closing Time	Date and Time of Examination	
07:30 AM	08:30 AM	14th Nov 2018 & 09:00 AM - 11:00 AM	



(Signature of Candidate)

(Signature of Examination Authority)

IMPORTANT INSTRUCTIONS TO CANDIDATES

Dear Candidates,


Please read the following important instructions carefully before proceeding for the **Computer Based Test (CBT)**:


- The candidates must carry a copy of E-Admit Card** (preferably in colour) downloaded from the admit card link shared on candidate's registered e-mail ID to the allocated Test Centre on the Date and Time mentioned above. **The printed E-Admit Card must be presented for verification along with at least one ORIGINAL (not photocopy or scanned copy) valid PHOTO IDENTIFICATION CARD, viz. Voter Identification Card, Driving License, PAN Card, Passport or Aadhaar Card. In case the photograph does not appear/is not clear in the admit card, the Candidates must bring two recent colour passport size photograph(s) at the test centre on the day of examination.**
No candidate will be allowed to enter at the Test Centre without valid E-Admit Card and Photo Identification Card as mentioned above.
In the case of post marriage or change in the name, the candidates must bring the original matriculation certificate along with original Identification Card. The identity of the candidate will be matched with the proofs to be provided by the candidates.
- The E-Admit Cards can also be downloaded from POWERGRID website : <http://www.powergridindia.com/er-ii-recruitment>. In case your E-Admit Card is without photograph, you are advised to bring two recent passport size photographs to the test centre along with original photo Identification proof for pasting in attendance sheet/admit card by the Invigilator.
- NO REQUEST FOR CHANGE IN TEST DATE/SESSION/CENTRE/VENUE WILL BE CONSIDERED UNDER ANY CIRCUMSTANCES.
- The total duration of Test is **2 hours. Each correct answer shall carry ONE mark. For each wrong attempt 0.25 marks will be deducted. No marks will be awarded to questions not attempted.**
Candidates shall be strictly barred from going outside the examination hall during the examination period.
- Candidates are advised to locate the Test Centre and its accessibility at least a day before the test so that they can reach the test centre on time for the test. POWERGRID will not be responsible for late coming.
- Candidates must report to their allotted Test Centre as per the **Reporting Time mentioned in E-Admit Card** so that identity verification/registration formalities i.e., Biometric and Frisking can be done prior to allotment of computer nodes for appearing in test. The entry gates of Test Centre will be closed as per the scheduled Gate Closing Time. **NO LATE COMING ENTRY WILL BE ALLOWED THEREAFTER.**


7. Once the Biometric Attendance Registration and Capturing of Photograph are done at Registration Desk by Test Administrators, the Candidates will not be allowed to leave the Test Centre Hall/Room till completion of Computer Based Test. **No candidate shall be allowed to leave the Test Centre before the scheduled time for conclusion of Computer Based Test.**
8. The **User ID** and **PASSWORD** for the Computer Based Test will be provided to the Candidates 10 minutes before commencement of test at their respective computer terminal by test administrators/invigilators. The candidates will be required to enter Login ID and PASSWORD for appearing in Computer Based Test. Please ensure that candidates particulars appearing on the computer screen are correct after Login.
9. **Admission to the test centre is abided by the Rules of POWERGRID.**
10. **Candidates should check the particulars i.e., Name, Date of Birth, Photograph, Signature, Category, Sub-Category, etc., mentioned in E-Admit Card carefully and also eligibility in all respects as per the recruitment advertisement.** For any queries kindly contact the helpdesk number: **18002660413** or E-mail: **pgciler2.helpdesk@gmail.com**
11. Candidates appearing in the computer-based test should, in their own interest, check their eligibility for the post applied as per the recruitment advertisement and ensure that he/she fulfils all eligibility criteria in all respects as mentioned therein for the post before appearing in Computer Based Test to avoid disappointment at any later stage as his/her candidature is liable to be cancelled if found ineligible for the post at later stages of selection process pending, scrutiny of eligibility and verification of testimonials, certificates and documents regarding eligibility.
12. Your candidature for the Computer Based Test (CBT) is "**PROVISIONAL**" pending detailed scrutiny of eligibility as per the advertisement and recruitment rules of POWERGRID. In case, it is found at any stage of recruitment/selection process that the candidate does not fulfil the eligibility criteria and information provided by the candidate is found to be false or is not in conformity with the eligibility criteria mentioned in advertisement including Fee, Age, Caste Category, Sub-Category, Educational Qualification, etc. the candidature of the candidate will be rejected at any stage of recruitment/selection process and even after appointment.
13. **The candidates will be allowed to enter the Test Centre only with downloaded copy of E-Admit Card, valid Photo Identification Card (in Original), 02 recent colour passport size photographs (in-case the candidate's photograph does not appear/is not clear in the admit card), Blue Ball Point Pen and TA Claim Forms along with copy of category certificates & travel tickets (only applicable to SC/ST/PwD).**
Frisking will be done at entry gates. Candidates are strictly advised not to bring any electronic devices, viz., mobile/cellular/smart phones, electronic gadgets, pen drives, hard disks, earphones or microphones, electronic watches with computing facilities, electronic or non-electronic communication devices, hand bags, watches (Digital or Analog), purse, calculator, log tables, pagers, digital diaries, books, note books, etc. which are strictly prohibited in test centres. If any candidate found in possession of any of these devices/documents, his/her candidature is liable to be disqualified. Candidates are also advised not to bring any valuable costly items to the test centres as arrangement for safe keeping will not be provided and test centre will not be responsible for safe custody, loss or theft.
14. Anyone found to be disclosing, publishing, reproducing, transmitting, storing or facilitating transmission and storage of test contents in any form or any information therein in whole or part thereof or by any means i.e., verbal or written, electronic or mechanical or taking away the papers supplied in the test centre or found to be in unauthorised possession of test content will be considered as serious misconduct and will be debarred/disqualified from selection process. POWERGRID will take disciplinary and legal action as per rules and such cases will be reported to police, if necessary.
15. **Important:** Candidates can view their individual answers/online response (own answers and answer key) after 04 days of conduct of examinations for all the posts, by logging into online portal with their registered credentials. In case of query/objection in respect of any question(s) and its answer, it is to be submitted only through Online Response Link in the portal with documentary evidence within 03 days. The Objections received will be re-examined by the subject expert(s) for its finalisation. Response/ Objection/ Query related to questions or keys received through any other mode of communication/channel will not be entertained under any circumstances. On non-receipt of objections within stipulated period, such candidates will not have any right for any future legal claim, in any court of law, for re-evaluation at later stage of selection process. The exact date and time of Online Response Link shall be mentioned/uploaded on POWERGRID Website.
16. The candidates should regularly visit POWERGRID's website for latest updates through notification, instruction, circulars related to recruitment/selection process.
17. The admit card does not constitute an offer of employment.
18. **Reservations:** Candidates claiming reservation under reserve class category shall have to submit valid certificate issued by the "competent Authority" on prescribed format.
19. **SC/ST/PwD** candidates called for CBT shall be reimbursed TA payment limited to Sleeper class to-and-fro rail fare from the address mentioned in the Admit Card to the test centre, **provided the distance is at least 30 kms and out of municipal limits. SC/ST/PwD candidates should bring the fully filled in TA claim form (downloaded from the website) along with travel tickets and copy of self-attested caste certificate for claiming traveling allowance. Since, the payment of TA claim will be processed only through online mode, the respective candidates are required to attach a copy of cancelled cheque/bank passbook along with the fully filled in TA form.** TA may not be processed in the absence of any of these documents. In case of journey by bus, reimbursement will be limited to 2nd class rail fare for equivalent distance or actual bus fare, whichever is less.


COMPUTER BASED TEST (CBT) INSTRUCTIONS


1. Total duration of examination is **2 hours**.
2. The clock will be set at the server. The countdown timer in the top right corner of screen will display the remaining time available for you to complete the Test. When the timer reaches zero, the Test will end by itself. You will not be required to end or submit your Test.
3. The Question Palette displayed on the right side of screen will show the status of each question using one of the following symbols:

 You have not visited the question yet.

 You have not answered the question.

 You have answered the question.

 You have NOT answered the question, but have marked the question for review.

 The question(s) "Marked for Review" will be not be considered for evaluation. Hence, no marks will be allocated for the same.

The Marked for Review status for a question simply indicates that you would like to look at that question again. ***If a question is answered and Marked for Review, your answer for that question will not be considered in the evaluation.***

Navigating to a Question:

- 4 To answer a question, do the following:
 - a. Click on the question number in the Question Palette to go to that question directly.
 - b. Click on **Save & Next** to save your answer for the current question and then go to the next question.
 - c. Click on **Mark for Review & Next** to mark it for review for the current question, and then go to the next Question.
 - d. **Caution:** Note that your answer for the current question will not be saved, if you navigate to Another question directly (**without saving the answer**) by clicking on its question number.

Answering a Question:

- 5 Procedure for answering a multiple choice type question:
 - a. To select your answer, click on the button of one of the options.
 - b. To deselect your chosen answer, click on the button of the chosen option again or click on the **Clear Response** button.
 - c. To change your chosen answer, click on the button of another option
 - d. To save your answer, you MUST click on the **Save & Next** button.
 - e. To mark the question for review, click on the **Mark for Review & Next** button. ***If any answer is selected for a question that is Marked for Review, that answer will not be considered in the evaluation.***