

<b>RTI REQUEST DETAILS</b>	
<b>Registration No. :</b> PGCIL/R/E/21/00425	<b>Date of Receipt :</b> 06/10/2021
<b>Type of Receipt :</b> Online Receipt	<b>Language of Request :</b> English
<b>Name :</b> VINAY KUMAR	<b>Gender :</b> Male
<b>Address :</b> VINAY KUMAR S/O DILEEP KUMAR VILLAGE-PATTIRAM, POST-AARAKALAN, ALLAHABAD, Pin:221508	
<b>State :</b> Uttar Pradesh	<b>Country :</b> India
<b>Phone No. :</b> +91-8726638066	<b>Mobile No. :</b> +91-8726638066
<b>Email :</b> ravishubham05@gmail.com	
<b>Status(Rural/Urban) :</b> Rural	<b>Education Status :</b>
<b>Is Requester Below Poverty Line ? :</b> No	<b>Citizenship Status :</b> Indian
<b>Amount Paid :</b> 10 )	<b>Mode of Payment :</b> Payment Gateway
<b>Does it concern the life or Liberty of a Person ? :</b> No(Normal)	<b>Request Pertains to :</b>
<b>Information Sought :</b>	<p>1. Advt. No.: NR-I/01/2021/FE &amp; FS dated 26.04.2021 Please provide Electrical field supervisor category wise cutoff mark.</p> <p>2. Registration number 807908 and Roll number 110100400020 please provide obtained mark and rank.</p>
<input type="button" value="Print"/> <input type="button" value="Save"/> <input type="button" value="Close"/>	



पावर ग्रिड कॉर्पोरेशन ऑफ इंडिया लिमिटेड  
(भारत सरकार का उद्यम)  
POWER GRID CORPORATION OF INDIA LIMITED  
(A Government of India Enterprise)

NRTS-I Regional Head Quarters, SCO Bay No.5-10, Sector-16A, Faridabad - 121 002  
E-mail- [nr1recruitment@powergrid.co.in](mailto:nr1recruitment@powergrid.co.in)

**Engagement of Field Engineer (Electrical/Civil) & Field Supervisor (Electrical/Civil)  
Against Advt. No.: NR-I/01/2021/FE & FS dated 26.04.2021  
Computer Based Test on 27.07.2021**

Please take a colored printout of this admit card in PORTRAIT MODE

**ADMIT CARD**

**For Written Test through CBT Mode for Field Engineer (Electrical/Civil) & Field Supervisor (Electrical/Civil)**



Post Name	Field Supervisor (Electrical)		
Candidate Name	VINAY KUMAR		
Guardian Name	DILEEP KUMAR	Registration ID	807908
Date of Test	27/07/2021	Date of Birth	18-01-1995
Roll Number	110100400020	PwD	No
Category	OBC(NCL)	Ex-Servicemen	No
Mobile Number	8726638066		
Nearest Railway Station to Test Centre	Nangloi		
Mailing Address : VILLAGE PATTIRAM POST AARAKALAN, PRAYAGRAJ, PRAYAGRAJ, UTTAR PRADESH - 221508			
Test Venue Address : Ion Digital Zone IDZ1 Mundka Mundka Delhi Rohtak Road, PNB Bank Building Opposite Metro Piller No 501 and 502, Near Mundka Metro Station Mundka, New Delhi, Delhi, India - 110041			



Vinay Kumar

Reporting Time	10:30 AM - 11:30 AM	Examination Time	12:00 PM - 1:00 PM		
Registration Time	10:30 AM onwards	Test Discipline	Electrical		
Negative Marks for wrong answer	No	No. of Questions	75 (Part I - 50, Part II - 25)		
Qualifying Marks	For UR & EWS Vacancy	40 %	Total No. of Sections in the Test	Part-I	Part-II
	For Reserved Vacancies	30 %			

**To be signed at the venue**

<b>Candidate's Signature</b>	<b>Invigilator's Signature</b>
------------------------------	--------------------------------

With best wishes,

Date:

Chief Manager (HR)

### ADDITIONAL INSTRUCTIONS FOR CANDIDATES DUE TO COVID-19

1. Candidate must maintain social distancing starting from point of entry in the exam venue till his/her exit from the exam venue and follow the Signage/Notice Board.
2. In order to maintain Social Distancing Norm in the examination Hall, the Candidates will sit at alternative Computer Nodes. **In case Candidate is having COVID-19 symptom, in that case he/ shall be allowed to appear in CBT in a separate Isolation Lab/ Hall.**
3. Candidate must bring their own Face Mask, Hand Gloves, personal hand sanitizer (50ml), transparent blue ball pen, PET water Bottle (transparent) and the exam related documents (Admit Card, Photo ID Card etc.). No other items will be permitted inside exam Lab/Hall.
4. Candidate must have Aarogya Setu App installed on his mobile phone. The Aarogya Setu dashboard must show candidate's risk factor. Candidate will have to show this dashboard to the Security Guard at the entry into the exam venue. **THIS IS MANDATORY.** In case a candidate does not have a smart phone, he/she will have to bring in a signed declaration to this effect (self-declaration is given below with this Admit Card) and show the same to the Security Guard at the entry into the exam venue.
5. Temperature of candidates will be checked at the entry to the exam venue via a Thermo Gun.
6. Candidate's Roll Number and the Lab Number' will **NOT** be displayed outside the exam venue, but the same will be provided to the candidates individually at the time of entry to the exam venue after their Admit Card and ID verification.
7. Candidates need to follow directions given by Examination Centre representatives in order to observe social distancing at the entry point.
8. At registration desk, the candidate will be directed to sanitize his / her hands using sanitizer after which Photograph will be captured during the registration process.
9. Candidates will be under CCTV surveillances from entry to exit in the examination premises.



----- CUT HERE (below declaration of candidate shall be handed to centre representative/invigilator) -----



### SELF - DECLARATION

I the undersigned hereby declare that, I don't carry Mobile Phone with "Arogya Setu" App for displaying the risk factor at the Exam Centre. I further certify to the best of my knowledge & belief that I have NOT tested Positive for corona virus or identified as potential carrier of COVID or having following symptoms:

Cough  Fever   
Cold / Runny Nose  Breathing Problem

Candidate Name : \_\_\_\_\_

Candidate Roll No. : \_\_\_\_\_

Date of Examination : \_\_\_\_\_






Exam Centre Name : \_\_\_\_\_

Signature of Candidate \_\_\_\_\_



## ONLINE EXAMINATION INSTRUCTIONS

1. Total duration of test/examination is as mentioned in the E-Admit card.
2. The clock will be set at the server. The countdown timer in the top right corner of screen will display the remaining time available for you to complete the examination. When the timer reaches zero, the examination will end by itself. You will not be required to end or submit your examination.
3. The Question Palette displayed on the right side of screen will show the status of each question using one of the following symbols:

-  You have not visited the question yet.
-  You have not answered the question.
-  You have answered the question.
-  You have NOT answered the question, but have marked the question for review.
-  The question(s) "Answered and Marked for Review" will be considered for evaluation.

### **Navigating to a Question :**

4. To answer a question, do the following:
  - a. Click on the question number in the Question Palette to go to that question directly.
  - b. Click on **Save & Next** to save your answer for the current question and then go to the next question.
  - c. Click on **Mark for Review & Next** to mark the current question for review, and then go to the next question.
  - d. **Caution:** Note that your answer for the current question will be not be saved, if you navigate to another question directly (**without saving the answer**) by clicking on its question number.

### **Answering a Question :**

5. Procedure for answering a multiple choice type question:
  - a. To select your answer, click on the button of one of the options.
  - b. To deselect your chosen answer, click on the button of the chosen option again or click on the **Clear Response** button.
  - c. To change your chosen answer, click on the button of another option
  - d. To save your answer, you **MUST** click on the **Save & Next** button.

To mark the question for review, click on the **Mark for Review & Next** button. ***If an answer is selected for a question that is Marked for Review, that answer will be considered in the evaluation since there is NO negative marking for wrong answer.***