

POWER GRID CORPORATION OF INDIA LIMITED





L & T Construction Ltd. (PT&D IC)

Project : 220kV M/C KISHENGANGA TO AMARGARH (T- POINT AT DELINA) TRANSMISSION LINE

Date:- 24-07-2017

CHECK SURVEY REPORT FROM T-POINT TO AP-3/0 (626.00mtr)

AS PER APPROVED PROFILE										AS PER CHECK SURVEY																	Remarks & Crossing Details			
Loc. No	Angle of Deviation	Type of Tower	Hor.Span (m)	SL. No.	Final Loc. No	Angle of Deviation	Type of Tower	Ext. (m)	CP Position (m)	Hor.Span (m)	Elevation (m)	Effective elevation (m)	Wind Span (m)	Sum Of Adj. Span (m)	Leg Extention (m)			Chimney Extention (m)			Weight Span Hot (m)			Weight Span Cold (m)						
															A	B	C	D	A	B	C	D	Left	Right	Total	Left		Right	Total	
T-Point	00°00' 00"	QD+0		1	T-Point	00°00' 00"	QD+0	0	0		1653.18	1653.18	-	-	0	0	0	0	0	0	0	0	0.00	46.91	46.91	0.00	45.14	45.14		
			100.00							100.00																				
AP-1/0	35°29' 54" LT	QD+3		2	AP-1/0	35°29' 54" LT	QD+3	3	-0.3		1650.1	1653.4	225.00	450.00	0	0	3	0	0	0	0	0	53.09	346.54	399.62	54.86	445.00	499.86	VALLEY cp up to maintain the ground clearance	
			350.00							350.00																				APPLE GARDEN, CART TRACK
AP-2/0	48°48' 20" LT	QD+6		3	AP-2/0	48°48' 20" LT	QD+6	6	0.6		1605.2	1610.60	263.00	526.00	1.5	3	0	0	0	0	0	0	3.46	177.79	181.26	-95.00	229.34	134.33	11KV LINE, TAR ROAD	
			176.00							176.00																				
AP-3/0	56°23' 50" RT	QD+3		4	AP-3/0	56°23' 50" RT	QD+3	3	0		1596.334	1599.334	198.00	396.00	0	0	0	0	0	0	0	0	-1.79	133.71	131.91	-53.34	147.31	93.98		
TOTAL (mtrs)			626.00		TOTAL (mtrs)						626.00																			

Prepared By	Checked By	Submitted By	Checked & Recommended By	Approved By
		FOR LARSEN & TOUBRO CONSTRUCTION LTD. SURASH CHANDER PROJECT MANAGER	 मैहराजुद्दीन कार/Mehraj-ud-Din Kar उप-प्रबंधक/Deputy Manager पावरग्रिड कारपोरेशन ऑफ इंडिया लिमिटेड Power Grid Corporation of India Limited टी एल ओ, बारामुल्ला/TL O, Baramulla	 ए. एच. खान/A.H. Khan सहायक महा प्रबंधक/Asst. General Manager पावरग्रिड बारामुल्ला/Powergrid, Baramulla

**POWER GRID CORPORATION OF INDIA LIMITED
LARSEN & TOUBRO CONSTRUCTION LIMITED.**

220 kV D/C AMARGARH(T-point at Delina) TO AMARGARH(Delina) TRANSMISSION LINE






CHECK SURVEY REPORT FROM AP- T-POINT TO GANTRY(DELINA)(1.108 km)

Date:-

AS PER APPROVED PROFILE

AS PER CHECK SURVEY

SL No.	Loc No	Angle of Deviation	Type of Tower	Hor Span (m)	SL No.	Final Loc No	Angle of Deviation	Type of Tower	Ext. (m)	CP Position (m)	Hor Span (m)	RL(m)	Effective Level (m)	Wind Span(m)	Sum Of Adjacent span (m)	Leg Extent/ on (m)				Chimney Ex tn.(m)				Weight Span Hot (m)			Weight Span Cold (m)			Remarks & Crossing Details
																A	B	C	D	A	B	C	D	Left	Right	Total	Left	Right	Total	
1	T-Point	13°11'48"RT	QO+0		1	T-Point	13°11'48"RT	QO+0	0	0		1653.18		218.40	96.80	0	0	0	0	0	0	0	0	0.00	46.40	46.40	0.00	46.56	46.56	
				96.80							96.80	20.51																		
2	AP-1/0	28°55'23"LT	DC+18		2	AP-1/0	28°55'23"LT	DD+18	18	0		1655.60		241.66	483.31	0	0	0	0	0	0	0	0	50.24	199.43	249.67	50.40	203.38	253.78	NALA
				386.51							386.51	-1.74																		
3	AP-1A/0	31°00'57"RT	DD+3		3	AP-1A/0	31°00'57"RT	DD+3	3	0		1668.95		350.89	701.79	0	0	0	0	0	0	0	0	187.08	130.72	317.80	183.13	113.48	296.61	CART TRACK
				315.28							315.28	6.19																		
4	AP-2/0	02°16'34"LT	DC+3		4	AP-2/0	02°16'34"LT	DC+3	3	0		1675.1		263.64	527.28	0	0	0	0	0	0	0	0	184.5	107.10	291.6	201.8	107.80	309.60	33KV LINE
				212.00							212.00	-0.17																		
5	AP-3/0	17°51'00"RT	DC+0		5	AP-3/0	17°51'00"RT	DC+0	0	0		1677.97		131.00	262	0	0	0	0	0	0	0	0	104.90	19.24	124.14	104.20	15.55	119.75	
				50.00							50.00	0.21																		
6	AP-4/0	28°39'00"RT	DD+0		6	AP-4/0	28°39'00"RT	DD+0	0	0		1678.18		48.50	97	0	0	0	0	0	0	0	0	30.76	-5.68	25.08	34.45	-24.35	10.09	SUB STATION BOUNDARY WALL
				47.00							47.00	1																		
7	GANTRY	00°00'00"	GT		7	GANTRY	00°00'00"	GT	0	0		1679.18		23.50	47	0	0	0	0	0	0	0	0	52.68	0.00	52.68	71.35	0.00	71.35	
Total(m)				1107.59	Total(m)				1107.59																					

Prepared by 	Checked by 	Submitted By M. Subash Chander & Toubro Construction Ltd. 	Checked & Recommended by 	Approved By एच खान A. H. Khan सहायक महासंचालक / Asst General Manager बलरघूर सिंह / Powergrid, Baramulla 
---	---	---	---	---

For Larsen & Toubro Limited

Subash Chander

For Power Grid Corporation Of India Limited