

Southern Region Transmission System-I, Regional HQrs, RHQ, Secunderbad;
 Email: sr1rectt@powergrid.net


Recruitment of Diploma Trainee (Electrical/Civil) [Advt. No.: SR-I/01/2021/DT, dated 09.06.2021]

Computer Based Test : 22.08.2021 (SUNDAY)

(Please take a coloured printout of this admit card in PORTRAIT MODE)

ADMIT CARD

For Written Test through CBT Mode for Diploma Trainee (Electrical)

Name of the Candidate	JAI SHANKAR SHARMA		
Father Name	UMA SHANKAR SHARMA	Date of Birth	18-Jun-1993
Roll Number	121322085	Registration ID	825277
Category	OBC(NCL)	PwD	NO
Mobile Number	9504341713	Ex-Servicemen	NO
Mailing Address : AT PO KUMBHI VIA MEGHAUL, BEGUSARAI, BEGUSARAI, BIHAR - 848202	Departmental Candidate	NO	
	If Yes, Emp.No.		
	Gender	Male	
Test Venue Address: Shree Vijaya Durga IT Info Solutions			
D.NO: 20-498/1, BELLAMVARI STREET, MURALI NAGAR, AUTO NAGAR ROAD, VIJAYAWADA-520007			



Jai Shankar Sharma

Date of Test:	22.08.2021	Reporting Time	08:30 AM
Registration Time	08:30 AM onwards	Examination Time	10:00 AM - 12:00 Noon
Negative Marks for wrong answer	0.25 marks for each wrong answer	No. of Questions	170 (Part A-120, Part B-50)

To be signed at the venue

Candidate Signature	Invigilator Signature
With best wishes,	





POWERGRID's Coordinator's Signature

Sr. General Manager (HR)/HOP

18. You shall be provided rough sheets during the test. You are allowed to bring ONLY BALL POINT PEN with you inside the exam hall.
19. The medium of the question paper is bilingual i.e. English and Hindi.
20. **No admission into the venue is allowed after the reporting time as mentioned in the E-Admit card. No candidate shall be allowed to leave the examination hall before the completion of the Computer based Test/Examination.**
21. This E- Admit Card is computer generated and shall not be sent by post.
22. **Candidates are required to reach their allotted exam centres on reporting time as mentioned in the E-Admit Card so that entry formalities can be done smoothly. The main gate of examination centre will be closed half an hour before the commencement of the examination time. No late coming is allowed.** Candidates are, therefore, advised to locate their test centre and its accessibility atleast a day before the test so that they can reach the centre on time on the day of the test.
23. The Examination login id and password will be intimated in the lab. Please ensure that your name, photograph appearing on the computer screen are correct after login.
24. Any objection to the questions/answers may be brought to the notice of invigilators/coordinators during/ immediately after the test in the exam hall. No objection after the test shall be entertained.
25. Candidate is also advised to read the "Online Examination Instructions" carefully for computer based test available with this E-Admit Card.
26. Candidates are also advised to keep visiting website <https://www.powergrid.in> for further updates.
27. The candidates should check the particulars viz., Name, Date of Birth, Category, Sub-category, etc. mentioned in E-Admit Card carefully and also eligibility in all respects as per the Advertisement. The registered candidates may log grievances, if any, with Recruitment Help Desk Email: sr1rectt@powergrid.net.
28. For any technical queries please email on supportpowergrid@onlineregistrationform.org or call on 022-62507758 between 09:00 AM to 06:00 PM (Monday to Saturday)

ONLINE EXAMINATION INSTRUCTIONS

1. Total duration of test/examination is as mentioned in the E-Admit card.
2. The clock will be seen at the server. The countdown time in the top right corner of screen will display the remaining time available for you to complete the examination. **When the timer reaches zero, the examination will end by itself. You examination will be submitted by the system automatically.**
3. In order to answer a question, you have to "click" the option you consider is appropriate / correct. The option which has been clicked on will be highlighted and shall be treated as the answer given by you for the question.
4. If you do not wish to attempt the question then you should not click on any option for that question and may click 'Next'.
5. You can 'Bookmark' questions to review before submitting.
6. You can navigate between questions either by clicking on 'Previous/' 'Next' or by directly clicking on the question numbers which are displayed as attempted/ not-attempted / bookmarked in the Section-wise Summary panel.
7. **The status of each question will be indicated by one of the following symbols:**

Summary	
Total Questions	25
 Answered	0
 Answered, Bookmarked	0
 Not Answered, Bookmarked	0
 Not Answered	25



-You have answered the question



- You have answered the question and also bookmarked it for review



- You have not answered the question but bookmarked it for review



- You have not answered this question and neither have bookmarked for review

8. The questions can be answered in any order in which candidate may wish to do so.
9. The exam screen will continuously display the remaining time at the top right hand corner of the question paper.
10. The candidates may ask the invigilator their doubts or queries before the commencement of test. No queries shall be entertained after the commencement of the examination

To mark the question for review, click on the **Mark for Review & Next** button. ***If an answer is selected for a question that is Marked for Review, that answer will NOT be considered in the evaluation since there is negative marking of 0.25 marks for each wrong answer.***

ADDITIONAL INSTRUCTIONS FOR CANDIDATES DUE TO COVID-19

1. Candidate must maintain social distancing starting from point of entry in the exam venue till his/her exit from the exam venue and follow the Signage/NoticeBoard.
2. **In case Candidate is found to be having COVID-19 symptom, he/shall be allowed to appear in CBT in a separate Isolation Lab/Hall.**
3. Candidate must bring their own Face Mask, Hand Gloves, personal hand sanitizer(50ml), blue ball pen, PET water Bottle(transparent) and the exam related documents(Admit Card, Photo ID Card etc.).No other items will be permitted inside exam Lab/Hall.
4. Candidate must have Aarogya Setu App installed on his/her mobile phone. The Aarogya Setu dash board must show candidate's risk factor. Candidate will have to show this dash board to the Security Guard at the entry into the exam venue. **THIS IS MANDATORY**. In case a candidate does not have a smart phone, he/she will have to bring in assigned declaration to this effect (self-declaration is given below with this. Admit Card) and show the same to the Security Guard at the entry into the exam venue.
5. Temperature of candidates will be checked at the entry to the exam venue via Thermo Gun.
6. Candidate's Roll Number and the Lab Number' will **NOT** be displayed outside the exam venue, but the same will be provided to the candidates individually at the time of entry to the exam venue after their Admit Card and ID verification.
7. Candidates need to follow directions given by Examination Centre representatives in order to observe social distancing at the entry point.
8. At registration desk, the candidate will be directed to sanitize his / her hands using sanitizer after which Photograph will be captured during the registration process.
9. Candidates will be under CCTV surveillances from entry to exit in the examination premises.

CUTHERE (below declaration of candidates shall be handed to centre representative/invigilator)

SELF – DECLARATION

I hereby declare that, I don't carry Mobile Phone with "Arogya Setu" App for displaying the risk factor at the Exam Centre. I further certify to the best of my knowledge & belief that I have NOT tested Positive for corona virus or identified as potential carrier of COVID or having following symptoms:

Cough Fever
Cold /Runny Nose Breathing Problem

Candidate Name : _____

Candidate Roll No. : _____

Date of Examination : _____

Exam Center Name : _____

Signature of Candidate _____