



SOUTHERN REGION TRANSMISSION SYSTEM-II, RHQ BANGALORE  
 E-mail-[sr2rectt@powergrid.co.in](mailto:sr2rectt@powergrid.co.in)
**Recruitment of Diploma Trainee (Electrical) [Advt. No.: SR-II/2021/01 dated 09.06.2021]  
 Computer Based Test :22.08.2021 (SUNDAY)**

(Please take a colored printout (preferably) of this admit card in PORTRAIT MODE)


**ADMIT CARD**
**For Written Test through CBT Mode for Diploma Trainee (Electrical)**


Candidate Name	SHIVAM			
Father/Mother/ Guardian Name	MANOJ KUMAR SINHA	Date of Birth	25-04-1999	
Roll Number	22012204	Registration ID	235818	
Category	EWS	PwD	-	
Mobile Number	8789454042	Ex-Servicemen	NO	
Mailing Address : LALAN BHAWAN,DEVI ASTHAN GALI,WEST LANE,POSTAL PARK,CHIRYATAND, PATNA, PATNA, BIHAR - 800001				
Test Venue Address : iON Digital Zone iDZ Kovilambakkam Fortune Towers,1st and 2nd Floor,SH 109, 200 Feet Thoraipakkam Pallavaram Radial Road, Near Eachangadu signal,Kovilambakkam, Chennai, Tamil Nadu, India - 600117				

Reporting Time	08:30 AM- 09:30AM	Date of Test	22.08.2021
Registration Time	08:30 AM onwards	Examination Time	10:00 AM - 12:00 Noon
Negative Marks for wrong answer	0.25 marks for each wrong answer	No. of Questions	170 (Part A-120, Part B-50)

**To be signed at the venue**

Candidate's Signature	Invigilator's Signature
With best wishes,	

POWERGRID Coordinator's Signature	 Manager(HR- IE)
-----------------------------------	--

**Instructions: Overleaf**

## Important Instructions for Candidates

### PLEASE READ THE FOLLOWING IMPORTANT INSTRUCTIONS CAREFULLY Things to be brought compulsorily for admission to test/examination centre

- |  |   |
|--|---|
| ✓ Printed coloured copy of e-Admit Card                  | ✓ Original Photo ID proof (as mentioned below in the instruction) |
| ✓ Face Mask & Hand Glove                                 | ✓ Blue ball Pen for rough work & PET water bottle (transparent)   |
| ✓ Personal hand sanitizer (50ml) in a transparent bottle | ✓ 2 Passport size photographs (coloured)                          |


1. This admit card is **PROVISIONALLY** issued to you based on the details submitted by you in the online application. Before reporting for Written Test, please ensure that you meet all the eligibility criteria for the post as mentioned in the Advertisement dated 09/06/2021. If you do not fulfill eligibility criteria set for the said post, you should not appear for the Test. **PLEASE NOTE THAT NO CHANGE WILL BE ALLOWED IN THE TEST CENTRE/ VENUE ALLOTTED TO YOU.**
2. Candidates, belonging **other than PwD-OH/OL(or)PwD-HH**, are advised not to appear for test, as the post is not identified for other sub-categories.
3. Candidates possessing higher technical qualification viz. BE/ BTech/ ME/ MTech, etc are advised not to appear for test.
4. The admit card along with Rough sheets used (if any) will have to be returned in original to the invigilators after the test. Failure to do so shall cancel your candidature.
5. Please note that this admit card does not confirm an offer of employment or eligibility criteria. **Your candidature for this Test is PROVISIONAL and is subject to your fulfilling the educational and all other eligibility criteria prescribed for the post as per the concerned advertisement.** Mere appearance in the written test does not entitle you for consideration for further selection in POWERGRID.
6. Admission to the Test Center will only be on production of following:
  - This Admit Card (Colour print out). In case your E-Admit Card is without photograph, you are advised to bring two recent passport size photographs in the examination centre (same as uploaded in online application).
  - One photo identity proof (PAN card/ Passport/ Driving License/ Voter ID card/ Aadhaar Card/ Govt. Issued Identity card, etc.) in Original only for verification purpose. The candidate's photograph and signature should be legibly printed and visible on the photo ID card and should match the name on E-Admit Card. The identity of the candidate will be matched from the original proof. The Photo ID card should not be damaged or smudged.
  - POWERGRID Employees should also bring their original POWERGRID ID Card along with a photocopy of the same.
7. No request for change in the Date, Time and Examination Centre will be considered under any circumstances. The E-Admit Card will be valid only for the test date and session time.
8. **Mobile Phones, Electronic Calculator, Watch, any kind of transmitter/receiver or any other such electronic devices, text book, notes, scales, logarithmic tables, electronic gadget etc. inside the Examination Hall is STRICTLY PROHIBITED. Candidates have to make their own arrangement to keep these items out of the Examination Hall at their own risk. POWERGRID shall not be responsible for any loss of personal belongings.**
9. Your Candidature is liable to be rejected at any stage of recruitment/ selection process without notice or if joined services are liable to be terminated, if any information provided by the candidate is not found in conformity with the eligibility criteria notified or POWERGRID comes across any evidence/ knowledge that the qualification/ experience/ and any other particulars indicated in application/ personal resume/ other forms/ formats are not recognized/ false/ misleading and / or amounts to suppression of information/ particulars which should have been brought to the notice of POWERGRID or that the candidate has been shortlisted for next stage in the process/ has secured employment in POWERGRID through or adopting any unfair means.
10. POWERGRID reserves the right to cancel/ restrict/ enlarge/ modify/ alter the selection/ recruitment if need so arises, without issuing any further notice or assigning any reason thereafter.
11. Any canvassing directly or indirectly will disqualify the candidate.
12. Information/ Guidelines for SC/ST/PwD Candidates:
  - TA for SC/ ST/ PWD Candidates will be limited to Sleeper class to and fro rail fare from the nearest railway station mentioned in online application form, provided the distance is atleast 30KMs and out of municipal limits. In case of journey by bus, reimbursement will be limited to Sleeper (2nd) class rail fare for equivalent distance or actual bus fare whichever is less.
  - SC/ST/PWD Candidate should bring:
    - The duly filled in TA Claim form downloaded from our website. (All reimbursements will be done through online mode only within a reasonable period of time).
    - Original Caste/PWD certificate in the format prescribed by the Govt. of India with a self-attested copy of the same.
    - Original bus ticket and /or railway ticket for claiming traveling allowance.
    - Bank Pass Book Xerox / Cancelled Cheque Leaf/ Bank Statement having Name, Bank Name, A/c No. & IFSC code to be enclosed.
  - No other expenses are reimbursable.
13. **Written Test:** The test is of objective type with each question having 4 answer options. All questions are compulsory and of 1 mark each. There shall be 170 questions (120 questions on electrical discipline & 50 questions on Aptitude). Duration of the test shall be two hours. There shall be negative marking. Wrong & multiple answers would result in negative marks of ¼.
14. At Test Venue, you must occupy the seat allotted against your roll no. Inter changing seats, creating disturbance in the hall, exchanging notes, consulting/ talking to each other/ copying of questions in any form etc. will result in summarily dismissal from the Examination Hall, non-evaluation of answer sheet and other disciplinary proceedings. Such candidate shall also be liable to be debarred from future examinations of the POWERGRID and legal proceedings could be initiated against him/her.
15. **Before commencement of the test, candidates are required to register themselves at registration desk.** Candidates should take their seats after finishing with the Registration Process System before commencement of Test.
16. **Once the attendance/Capturing of photograph at the Registration Desk is done, such candidate will not be allowed to leave the Exam Room/ Hall before end of the examination. There will also be an exit verification (Capturing of photograph) after end of examination.**


17. Ensure that your signature, signature of Invigilator & POWERGRID coordinator signature are put on the Admit card. Without this, the answers will be treated as invalid.
18. You shall be provided rough sheets during the test. You are allowed to bring ONLY BALL POINT PEN with you inside the exam hall.
19. The medium of the question paper is bilingual i.e. English and Hindi.
20. **No admission into the venue is allowed after the reporting time as mentioned in the E-Admit card. No candidate shall be allowed to leave the examination hall before the completion of the Computer based Test/ Examination.**
21. This E- Admit Card is computer generated and shall not be sent by post.
22. **Candidates are required to reach their allotted exam centres on reporting time as mentioned in the E-Admit Card so that entry formalities can be done smoothly.** The main gate of examination centre will be closed half an hour before the commencement of the examination time. **No late coming is allowed.** Candidates are, therefore, advised to locate their test centre and its accessibility at least a day before the test so that they can reach the centre on time on the day of the test.
23. User ID and password for the Computer Based Test (CBT) will be provided to the candidate 10 minutes before commencement of the test/ exam at their respective seat. Candidate will be required to enter Login ID and Password which will be provided at exam centre to appear for Computer Based Test. Please ensure that your name, photograph appearing on the computer screen are correct after login.
24. Objection management link will be opened for candidates 3 days after the conduct of examination to see his/her marks online and submit representation towards the questions to POWERGRID.
25. Candidate is also advised to read the "Online Examination Instructions" carefully for computer based test available with this E-Admit Card.
26. Candidates are also advised to keep visiting website <https://www.powergrid.in> for further updates.
27. The candidates should check the particulars viz., Name, Date of Birth, Category, Sub-category, etc. mentioned in E-Admit Card carefully and also eligibility in all respects as per the Advertisement. The registered candidates may log grievances, if any, with Recruitment Help Desk Email: [sr2rectt@powergridl.co.in](mailto:sr2rectt@powergridl.co.in) or Phone no.: **080 23093756**.


## ONLINE EXAMINATION INSTRUCTIONS


1. Total duration of test/ examination is as mentioned in the E-Admit card.
2. The clock will be set at the server. The countdown timer in the top right corner of screen will display the remaining time available for you to complete the examination. **When the timer reaches zero, the examination will end by itself. You will not be required to end or submit your examination.**
3. The status of each question will be indicated by one of the following symbols:

 **1 You have not visited the question yet.**

 **2 You have not answered the question.**

 **3 You have answered the question.**

 **4 You have NOT answered the question, but have marked the question for review.**

 **5 The question(s) "Answered and Marked for Review" will not be considered for evaluation.**

### Navigating to a Question :

4. To answer a question, do the following:
  - a. Click on the question number in the Question Palette to go to that question directly.
  - b. Click on **Save & Next** to save your answer for the current question and then go to the next question.
  - c. Click on **Mark for Review & Next** to mark the current question for review, and then go to the next question.
  - d. **Caution:** Note that your answer for the current question will not be saved, if you navigate to another question directly (**without saving the answer**) by clicking on its question number.

### Answering a Question :

5. Procedure for answering a multiple choice type question:
  - a. To select your answer, click on the button of one of the options.
  - b. To deselect your chosen answer, click on the button of the chosen option again or click on the **Clear Response** button.
  - c. To change your chosen answer, click on the button of another option.
  - d. To save your answer, you MUST click on the **Save & Next** button.

To mark the question for review, click on the **Mark for Review & Next** button. ***If an answer is selected for a question that is Marked for Review, that answer will NOT be considered in the evaluation since there is negative marking of 0.25 marks for each wrong answer.***

## ADDITIONAL INSTRUCTIONS FOR CANDIDATES DUE TO COVID-19

1. Candidate must maintain social distancing starting from point of entry in the exam venue till his/her exit from the exam venue and follow the Signage/Notice Board.
2. In order to maintain Social Distancing Norm in the examination Hall, the Candidates will sit at alternative Computer Nodes. **Incase Candidate is found to be having COVID-19 symptom, he/shall be allowed to appear in CBT in a separate Isolation Lab/Hall.**
3. Candidate must bring their own Face Mask, Hand Gloves, personal hand sanitizer (50ml), blue ball pen, PET water Bottle (transparent) and the exam related documents (Admit Card, Photo ID Card etc.). No other items will be permitted inside exam Lab/Hall.
4. Candidate must have Aarogya Setu App installed on his mobile phone. The Aarogya Setu dashboard must show candidate's risk factor. Candidate will have to show this dashboard to the Security Guard at the entry into the exam venue. **THIS IS MANDATORY.** In case a candidate does not have a smartphone, he/ she will have to bring in a signed declaration to this effect (self-declaration is given below with this Admit Card) and show the same to the Security Guard at the entry into the exam venue.
5. Temperature of candidates will be checked at the entry to the exam venue viaa Thermo Gun.
6. Candidate's Roll Number and the Lab Number' will **NOT** be displayed outside the exam venue, but the same will be provided to the candidates individually at the time of entry to the exam venue after their Admit Card and ID verification.
7. Candidates need to follow directions given by Examination Centre representatives in order to observe social distancing at the entry point.
8. At registration desk, the candidate will be directed to sanitize his / her hands using sanitizer after which Photograph will be captured during the registration process.
9. Candidates will be under CCTV surveillances from entry to exit in the examination premises.



CUT HERE (below declaration of candidate shall be handed to centre representative/invigilator)



## SELF – DECLARATION

I hereby declare that, I don't carry Mobile Phone with "Arogya Setu" App for displaying the risk factor at the Exam Centre. I further certify to the best of my knowledge & belief that I have NOT tested Positive for corona virus or identified as potential carrier of COVID or having following symptoms:

Cough  Fever

Cold / Runny Nose  Breathing Problem

**Candidate Name** : \_\_\_\_\_

**Candidate Roll No.** : \_\_\_\_\_

**Date of Examination** : \_\_\_\_\_

**Exam Centre Name** : \_\_\_\_\_

**Signature of Candidate** \_\_\_\_\_