

POWER GRID CORPORATION OF INDIA LIMITED

WESTERN REGION-I

ADMIT CARD for SELECTION TEST (CBT) FOR The Posts Advertised vide Advt.No.WR-I/01/2018, Dated 28.03.2018

Examination Date : 8-Jun-18



Post Name:	Diploma Trainee (Electrical)	Registration ID:	528956	
Roll Number:	11200200349	Date of Birth:	Mon. 7 Nov 1994	
Candidate Name:	BHAT SNEHA JANARDAN	Category:	OBC(NCL)	
Father's Name:	JANARDAN	PwD:	Not Applicable	
Mobile Number:	8856817048	ExSM:	No	
Email ID:	sjbhat07@gmail.com	Reporting Time:	7.00am	
Mailing Address:	F-1, YUVRAJ APARTMENT, IN FRONT OF SHANI MANDIR, NIRMALA MATA NAGARI ROAD, MORWA, TAH. CHANDRAPUR, NEAR SHANI MANDIR, MORWA CHANDRAPUR, CHANDRAPUR, MAHARASHTRA - 442406	Test Venue Name & Address:	iON Digital Zone, iDZ Cityland M S VINSAR INFOTECH, LANE C, BESIDE SINDH HOSIERY, CITYLAND TRADING HUB, OFF NH6, NEAR BORGAON DHARMALE, Amravati, Maharashtra, 444901	

To be signed at the venue:

Chief Manager (HR)	Candidate's Signature	Invigilator's Signature


Do not write anything here. Please use blank page provided separately at test centre for ROUGH WORK DURING EXAMINATION.


Important Instructions for Candidates


- Based on preliminary scrutiny of your application submitted through online registration portal, you have been provisionally shortlisted to appear for the Computer Based Test as per details mentioned above. Before reporting for Computer Based Test, Candidate should ensure that he/she meets all the eligibility criteria for the post mentioned in the Advertisement No. WR-I/ 01/2018, dated 28.03.2018. Those who do not fulfil eligibility criteria for the said post, should not attend the Examination. In the event of any information or part of it being found false or incorrect before or after the exam, your candidature will stand to be cancelled and required action will be taken.
- Candidate should note that this admit card does not confirm an offer of employment to him/her. His/her candidature for this test is provisional and is subject to his/her fulfilling the educational and other eligibility criteria prescribed for the post as per above said advertisement. Merely attending the Computer Based Test (CBT) does not bind POWERGRID to consider the candidate for employment.
- Your Roll No., category, **name & address of test venue** as well as post applied for are as indicated in the Admit Card (to be downloaded from your candidate login section).
- You may note down the roll no. which is required to be quoted as reference for all future correspondence alongwith the Registration No.
- Please note that no change will be allowed in the test centre/ venue allotted to you. You are advised to go through the following instructions carefully.
- Admission to the test will be on production of **downloaded ADMIT CARD only**.
- The admit card and Rough sheet(s) will have to be returned to the invigilators after the test. Candidate should write their name and registration number on the rough sheet(s). **Failure to do so shall lead to disqualification and cancellation of your candidature.**
- Pen, Pencil, Calculators, slide rule, logarithmic tables, text books, index, pagers, mobile phones, smart watches, electronic gadgets, microphone etc. are not allowed inside the examination hall. Any candidate who is found copying, receiving, giving assistance or using any unfair means during the exam will be disqualified from the recruitment process.
- You shall be required to register your bio-metric data (fingerprint and photograph) at the venue.
- You are required to bring the following documents at the test venue:
 - Downloaded ADMIT CARD from your candidate login at POWERGRID's career page printed on an A4 size paper. Admit Card is valid only if the candidates' photograph and signature images are legibly printed.
 - One of the following valid Photo Identity Card (in original) for verification - Driving License/ Adhaar Card/ PAN Card/ Voter ID/ Passport/ UID
- Reporting time is **07:00 AM**. Candidates should take their seats after finishing with the Biometric Registration Process latest by **08:30 AM**. **No late coming is allowed.**
- The test starts at **09:00 AM**. Candidates will not be admitted to the test after **09:00 AM** and will not be allowed to leave the hall before **11:00 AM**. The test is of 2 hour duration. Once the Biometric Attendance Registration and Capturing of Photograph is done at Registration Desk, the Candidate should not leave the Examination Hall/Room till completion of Computer Based Test.
- Candidates belonging to SC/ST/PwD categories are advised to bring duly filled up TA form along with accompanying tickets.
 - TA for SC/ST/PwD Candidates will be limited to 2nd class to and fro rail fare from the nearest railway station mentioned in online application form, provided the distance is at least 30Kms. And out of municipal limits of the center of examination, In case of journey by bus, reimbursement will be limited to 2nd class rail fare for equivalent distance or actual bus fare whichever is less.
 - TA payment of SC/ST/PwD candidates shall be made through e-banking and accordingly such candidates are required to give valid bank account details in the TA claim form.
 - SC/ST/PwD Candidates are advised to download the TA claim form available along with this notification and bring the duly filled in TA form along with self-attested copy of their Caste/PwD certificate in the format prescribed by the Govt. of India and original proof of journey performed by them in form of bus ticket and/or railway tickets. No TA shall be paid in the absence of any of these documents.
- The medium of the question paper is bilingual i.e. English and Hindi as per choice opted by candidate.
- Please check your details printed in your admit card. In case of discrepancy with the printed details, please report it to the POWERGRID Coordinator at your test venue.
- Please make sure to sign on the attendance sheet against your name and particulars ONLY.
- Candidate is advised to carefully read the General Instructions for the Computer Based Test (CBT) mentioned at next page.

General Instructions for Computer Based Test (CBT)

1. Make sure to go through the mock test link at the Career page.
2. You shall have the ability to navigate back and forth between the questions as well as edit your responses to the questions.
3. **You will be allocated a Computer Node, Log-in ID and password in the Examination Hall. On instructions of the Invigilator, You shall log-in and start attempting the Test.**
4. Total duration of examination is 120 minutes. However, PwD candidates with Visual Impairment or Locomotor Disability/ Cerebral palsy where dominant (writing) extremity is affected to the extent of slowing the performance of function (minimum of 40% impairment), will be allowed to avail the facility of Scribe in Computer Based Test. E.g. VH (LV/B) or LD - OH (OA/BA) are eligible to avail scribe facility & shall have 40 minutes additional/ compensatory time.
5. The clock will be set at the server. The countdown timer in the top right corner of screen will display the remaining time available for you to complete the examination. When the timer reaches zero, the examination will end by itself. **You will not be required to end or submit your examination.**
6. The Question Palette displayed on the right side of screen will show the status of each question using one of the following symbols:

 1 You have not visited the question yet.

 2 You have not answered the question.

 3 You have answered the question.

 4 You have NOT answered the question, but have marked the question for review.

 5 The question(s) answered but "Marked for Review" will be not be considered for evaluation. Hence, no marks will be allocated for the same.

The Marked for Review status for a question simply indicates that you would like to look at that question again.

The Marked for Review status for a question simply indicates that you would like to look at that question again. If a question is answered and Marked for Review, your answer for that question will NOT be considered in the evaluation.

7. Navigating to a Question :

To answer a question, do the following:

- a. Click on the question number in the Question Palette to go to that question directly.
- b. Click on Save & Next to save your answer for the current question and then go to the next question.
- c. Click on Mark for Review & Next to mark it for review, and then go to the next question.
- d. Caution: Note that your answer for the current question will be not be saved, if you navigate to another question directly (without saving the answer) by clicking on its question number.

8. Answering a Question :

Procedure for answering a multiple choice type question:

- a. To select your answer, click on the button of one of the options.
- b. To deselect your chosen answer, click on the button of the chosen option again or click on the Clear Response button.
- c. To change your chosen answer, click on the button of another option
- d. To save your answer, you MUST click on the Save & Next button.
- e. To mark the question for review, click on the Mark for Review & Next button. If an answer is selected for a question that is Marked for Review, that answer will NOT be considered in the evaluation.

9. Navigating through sections :

To navigate through sections, do the following:

- a. To view the question in the section, click on the button of section name.
- b. After click on Save & Next button on the last question for a section, you will be taken to the first question of the next section.
- c. You can shuffle between sections and questions anytime during the examination as per your convenience only during the time stipulated.
- d. You can view the corresponding section summary as part of the legend that appears in every section above the question palette.